




**BRAND**

Visual Comfort Modern

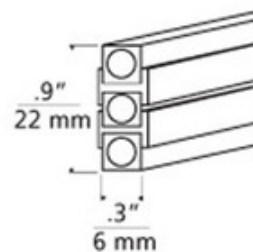
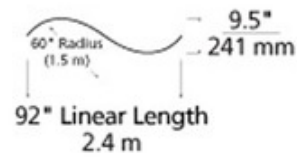
**DESCRIPTION**

Two-circuit Monorail pre-bent S curve bends very easily by hand to almost any imaginable shape, but the pre-bent S curve makes a Two-circuit Monorail even easier to install. Pre-bent into a horizontal S curve. Rated for 300 watts per circuit at 12 volts. Each piece of rail is shipped with conductive connectors to join rail pieces end to end. Order additional connectors if cutting and rejoining rails. Finish available in Satin Nickel with Clear Insulator. ETL listed. 92 inch linear length x 60 degree radius. .3 inch width x .9 inch height.



<b>SHADE COLOR</b>	Clear
<b>BODY FINISH</b>	Chrome
<b>WATTAGE</b>	N/A
<b>DIMMER</b>	N/A
<b>DIMENSIONS</b>	92" L x 0.3"W x 0.9"H
<b>LAMP</b>	N/A

**SPEC #** TLG11969



COMPANY	PROJECT	FIXTURE TYPE	APPROVED BY	DATE