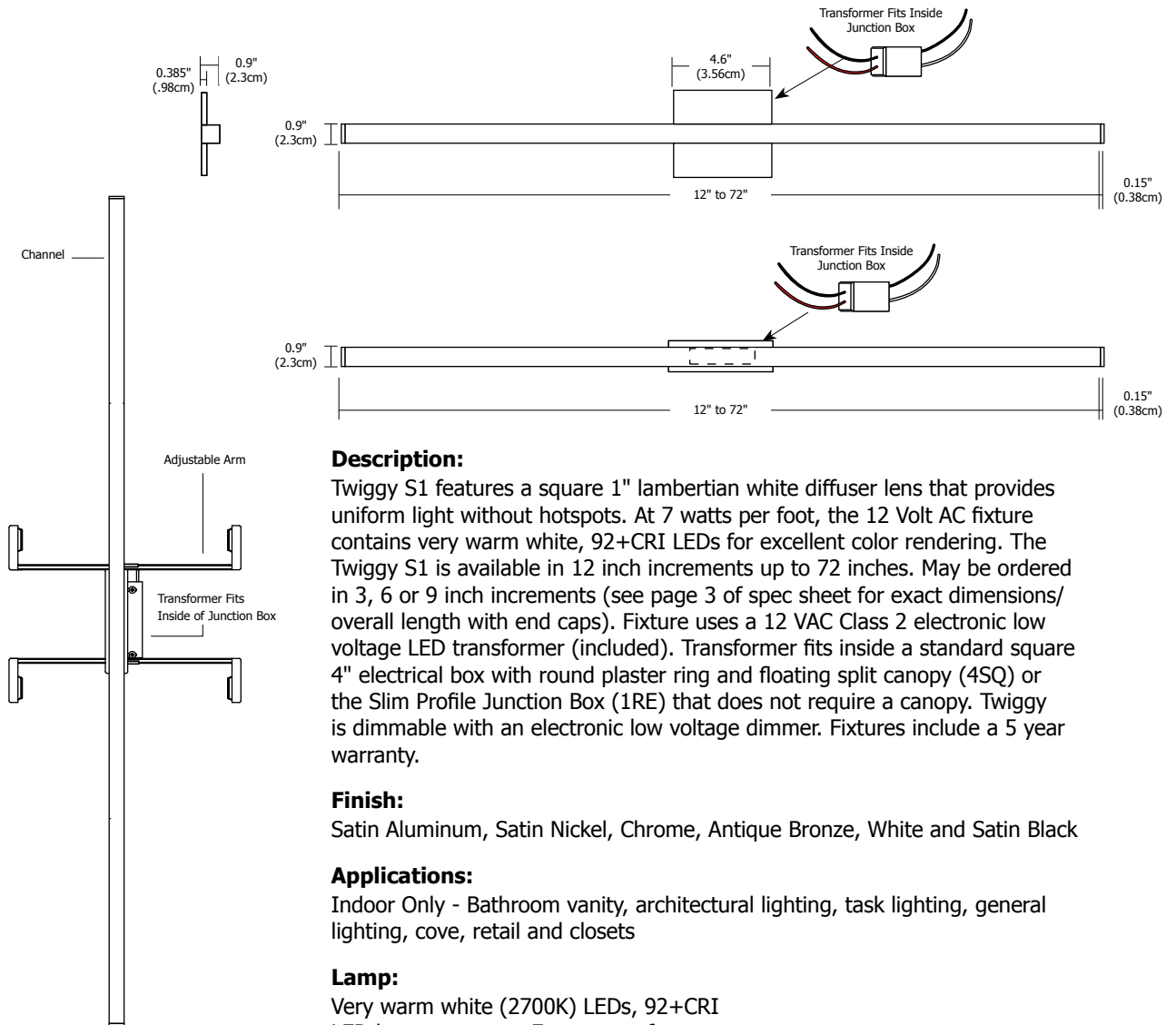


TWIGGY S1, SQUARE 1" LENS 120V/12VAC FIXTURE, 92+CRI



MADE IN THE USA



Description:

Twigg S1 features a square 1" lambertian white diffuser lens that provides uniform light without hotspots. At 7 watts per foot, the 12 Volt AC fixture contains very warm white, 92+CRI LEDs for excellent color rendering. The Twigg S1 is available in 12 inch increments up to 72 inches. May be ordered in 3, 6 or 9 inch increments (see page 3 of spec sheet for exact dimensions/overall length with end caps). Fixture uses a 12 VAC Class 2 electronic low voltage LED transformer (included). Transformer fits inside a standard square 4" electrical box with round plaster ring and floating split canopy (4SQ) or the Slim Profile Junction Box (1RE) that does not require a canopy. Twigg is dimmable with an electronic low voltage dimmer. Fixtures include a 5 year warranty.

Finish:

Satin Aluminum, Satin Nickel, Chrome, Antique Bronze, White and Satin Black

Applications:

Indoor Only - Bathroom vanity, architectural lighting, task lighting, general lighting, cove, retail and closets

Lamp:

Very warm white (2700K) LEDs, 92+CRI
 LED lamps consume 7 watts per foot
 47 lumens per watt; 361 lumens per foot; 67 R9 Value

Average Lamp Life:

50,000 hours

Transformer:

120V input, 12VAC Class 2 output; electronic low voltage LED transformer (included) fits inside standard junction box

Dimming:

Dimmable with electronic low voltage dimmer
 Lutron: Diva #DVELV-300P; Skylark #SELV-300P dimmers recommended

Very Warm White	
Distance	Foot Candles
12in	218
24in	82
36in	49
48in	29

Product	Len	Canopy	Length In Inches	Color Temperature	Finish
TW12	S1	1RE	21IN	27K	SA
TW12 Twigg 12 Volt	S1 Square 1"	1RE 1" Rectangle with Junction Box 4SQ 4" Square	12-72 Order in 12 inch increments up to 72 inches May be ordered in 3, 6 or 9 inch increments*	27K 2700K Very Warm White	SA Satin Aluminum SN Satin Nickel CH Chrome BZ Antique Bronze BK Satin Black WH White

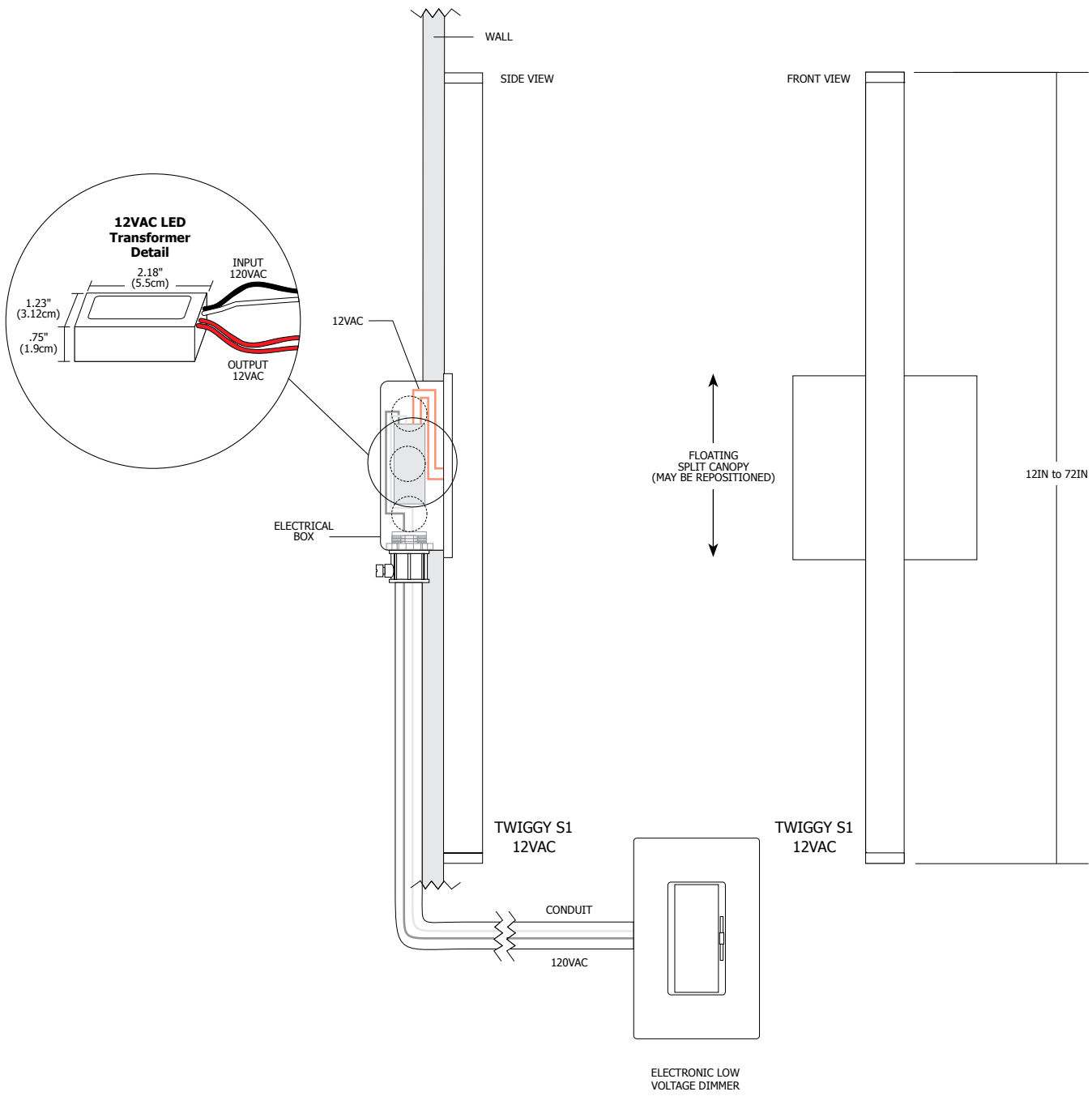
*Overall length with end caps is 1" longer than ordering code. See chart on page 3 for dimensions.

PROJECT: _____ FIXTURE TYPE: _____ DATE: _____

TWIGGY S1, SQUARE 1" LENS 120V/12VAC FIXTURE, 92+CRI



- Application:** Electronic low voltage dimming for Twiggy Square
- Power Supply:** 120V input, 12VAC class 2 output; electronic low voltage LED transformer (included) that fits inside standard junction box
- Dimming:** Dimmable with electronic low voltage dimmer. Lutron: Diva #DVELV-300P; Skylark #SELV-300P dimmers recommended



PROJECT: _____ FIXTURE TYPE: _____ DATE: _____



TWIGGY S1, SQUARE 1" LENS 120V/12VAC FIXTURE, 92+CRI



Please refer to chart below for overall length (with end caps) of Twiggy S1

ORDERING CODE	OVERALL LENGTH (INCHES)
12IN	13
15IN	16
18IN	19
21IN	22
24IN	25
27IN	28
30IN	31
33IN	34
36IN	37
39IN	40
42IN	43
45IN	46
48IN	49
51IN	52
54IN	55
57IN	58
60IN	61
63IN	64
66IN	67
69IN	70
72IN	73

PROJECT:

FIXTURE
TYPE:

DATE:

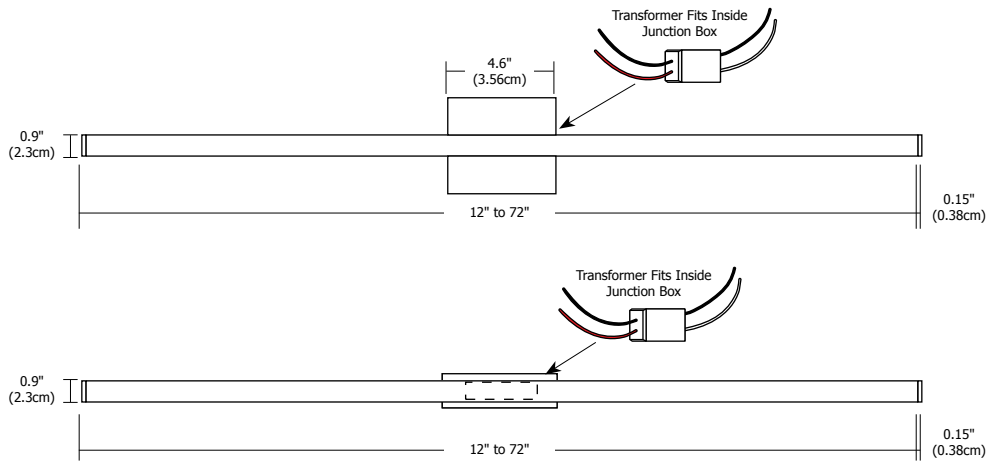
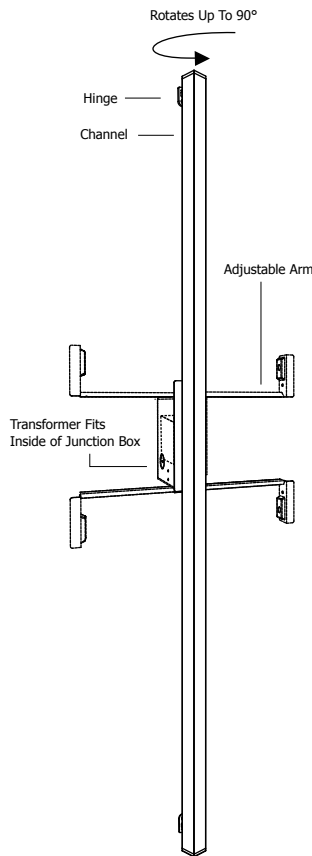
TWIGGY D1, HINGED DIRECT 1" LENS 120V/12VAC FIXTURE, 92+CRI



MADE IN THE USA



Adjustable Hinge



Description:

Twigg D1 features a direct 1" lambertian white diffuser lens that provides uniform light without hotspots. At 7 watts per foot, the 12 Volt AC fixture contains very warm white 92+CRI LEDs for excellent color rendering. The Twigg D1 is available in 12 inch increments up to 72 inches. May be ordered in 3, 6 or 9 inch increments (see page 3 of spec sheet for exact dimensions/overall length with end caps). Fixture uses a 12 VAC Class 2 electronic low voltage LED transformer (included). Transformer fits inside a standard square 4" electrical box with round plaster ring and flat canopy (4SQ) or the Slim Profile Junction Box (1RE) that does not require a canopy. Twigg is dimmable with an electronic low voltage dimmer. Fixtures include a 5 year warranty.

Finish:

Satin Aluminum, Satin Nickel, Chrome, Antique Bronze, White and Satin Black

Applications:

Indoor Only - Bathroom vanity, architectural lighting, task lighting, general lighting, cove, retail and closets

Lamp:

Very warm white (2700K) LEDs, 92+CRI*
 LED lamps consume 7 watts per foot
 34 lumens per watt; 269 lumens per foot; 62 R9 Value

Average Lamp Life:

50,000 hours

Transformer:

120V input, 12VAC Class 2 output; electronic low voltage LED transformer (included) fits inside standard junction box

Dimming:

Dimmable with electronic low voltage dimmer
 Lutron: Diva #DVELV-300P; Skylark #SELV-300P dimmers recommended

Very Warm White	
Distance	Foot Candles
12in	218
24in	82
36in	49
48in	29

Product	Lens	Canopy	Length In Inches	Color Temperature	Finish
TWH12	D1	1RE	21IN	27K	SA
TWH12 Twigg Hinged 12 Volt	D1 Direct 1"	1RE 1" Rectangle with Junction Box 4SQ 4" Square	12-72 Order in 12 inch increments up to 72 inches May be ordered in 3, 6 or 9 inch increments*	27K 2700K Very Warm White	SA Satin Aluminum SN Satin Nickel CH Chrome BZ Antique Bronze BK Satin Black WH White

*Overall length with end caps is 1" longer than ordering code. See chart on page 3 for dimensions.