

# Trims for 6" Incandescent RL30 and RL38 Series Recessed Housings

Catalog No. \_\_\_\_\_

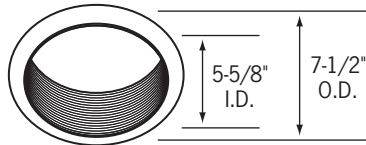
Type \_\_\_\_\_

Project \_\_\_\_\_

All trims are compatible with 6" Incandescent Recessed Housings: RL30-IC, RL30S-IC, RL30-ICSA-R, RL30S-ICR, RL38, RL38S, RL38S-R, RL38-ICER and RL38-ICESA

**All trims have white trim finish unless specified.**

All trims are suitable for damp locations; only shower trims are listed for wet locations.



**CTR1901-B-CLR**

Black Baffle, Clear Reflector, Black Trim Ring

**CTR1901-CLR**

Black Baffle, Clear Reflector

**CTR1901-WHT**

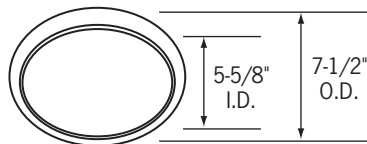
White Baffle, White Reflector

White high heat rated ABS beveled trim ring. Specular aluminum reflector. (3) Heat-treated steel spring reflector clips.

**Maximum Wattage:**

IC Housings: 50W PAR30, 60W A19

Non-IC Housings: 75W PAR30, 90W PAR38, 100W A19



**CTR1902-(CLR, WHT)**

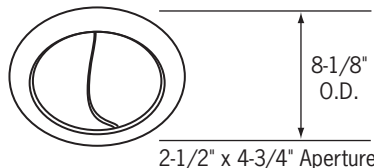
A-Lamp Multiplier, Clear or White Reflector

White high heat rated ABS beveled trim ring. Specular aluminum reflector. (3) Heat-treated steel spring pressure clips.

**Maximum Wattage:**

IC Housings: 50W PAR30, 60W A19

Non-IC Housings: 75W PAR30, 90W PAR38, 100W A19



**CTR1903-P**

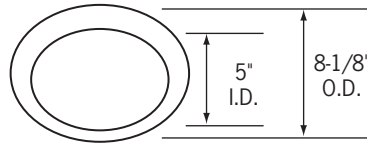
Scoop Wall Wash

White beveled steel trim ring. Polyethylene sponge gaskets. (2) Butterfly spring clips, heat-treated steel. All steel construction.

**Maximum Wattage:**

IC Housings: 40W A19 (60W A19 can be used in RL38-ICER and RL38-ICESA housings)

Non-IC Housings: 60W A19



**CTR1912-P**

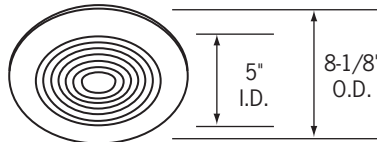
Albalite Shower Light Trim

Wet location listed. Beveled white steel trim ring. Polyethylene sponge gaskets. Flat opal Albalite glass. (2) Butterfly spring clips, heat treated steel.

**Maximum Wattage:**

IC Housings: 40W A19 (60W A19 can be used with RL38-ICER and RL38-ICESA housings)

Non-IC Housings: 60W A19



**CTR1913-P**

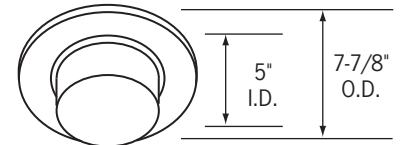
Fresnel Shower Light Trim

Wet location listed. Beveled white steel trim ring. Polyethylene sponge gaskets. Flat, clear Fresnel glass lens. (2) Butterfly spring clips, heat treated steel.

**Maximum Wattage:**

IC Housings: 40W A19 (60W A19 can be used with RL38-ICER and RL38-ICESA housings)

Non-IC Housings: 60W A19



**CTR1916-PP**

Drop Opal Shower Light Trim

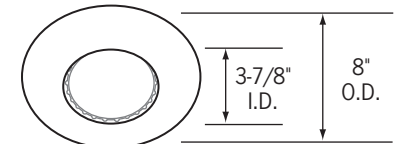
Plastic Lens, 1-1/2" Drop

Wet location listed. Beveled white high-heat ABS trim ring. Polyethylene sponge gaskets. (2) Butterfly spring clips, heat treated steel.

**Maximum Wattage:**

IC Housings: 40W A19

Non-IC Housings: 60W A19



**CTR3000-P**

Open Trim

**Maximum Wattage:** 75W PAR30

**CTR3800-P**

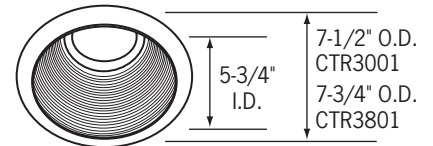
Open Trim

**Maximum Wattage:**

IC Housings: 75W PAR38, 90W PAR38, 100W PAR38

Non-IC Housings: 120W BR40, 150W PAR38

Painted white steel beveled trim ring. Two double coiled heat-treated steel spring clips. Polyethylene sponge gaskets.



**CTR3001-(B, P, WHT)**

Tapered Black Baffle/Trim Ring, Black Baffle/White Trim Ring, or White Baffle/Trim Ring

**Maximum Wattage:** 65W BR30, 75W PAR30

**CTR3801-(B, P, WHT)**

Tapered Black Baffle/Trim Ring, Black Baffle/White Trim Ring, or White Baffle/Trim Ring

**Maximum Wattage:**

IC Housings: 75W PAR38, 90W PAR38, 100W PAR38

Non-IC Housings: 120W BR40, 150W PAR38

White high heat rated ABS beveled trim ring. (2) Double coiled heat-treated steel spring clips. Tapered steel baffle.

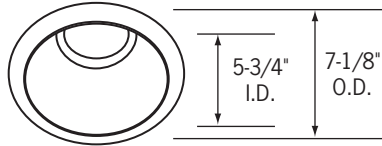
**Continued on Page 2**

**Trims for 6" Incandescent  
RL30 and RL38 Series  
Recessed Housings**

Catalog No. \_\_\_\_\_

Type \_\_\_\_\_

Project \_\_\_\_\_



**CTR3002-B-BLK**  
Black Specular Reflector, Black Trim  
**Maximum Wattage:** 65W BR30, 75W PAR30

**CTR3002-(BLK, CLR)**  
Black or Clear Specular Reflector

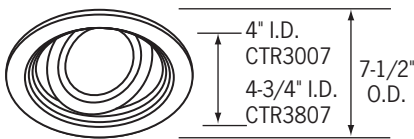
**CTR3002-WHT**  
White Multiplier  
**Maximum Wattage:** 65W BR30, 75W PAR30

**CTR3802-B-BLK**  
Black Specular Reflector, Black Trim Ring  
**Maximum Wattage:**  
IC Housings: 75W PAR38, 90W PAR38, 100W PAR38  
Non-IC Housings: 120W BR40, 150W PAR38

**CTR3802-(BLK, CLR)**  
Black or Clear Specular Reflector

**CTR3802-WHT**  
White Multiplier  
**Maximum Wattage:**  
IC Housings: 75W PAR38, 90W PAR38, 100W PAR38  
Non-IC Housings: 120W BR40, 150W PAR38

White high heat rated ABS beveled trim ring. (2) Double coiled heat-treated steel spring clips. Tapered steel specular reflector on "BLK" finishes. Tapered aluminum specular reflector on "CLR" and "WHT" finishes.



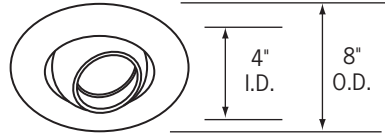
**CTR3007-P**  
Recessed Gimbal; Black Baffle

**CTR3007-WHT**  
Recessed Gimbal; White Baffle  
**Maximum Wattage:** 65W BR30, 75W PAR30

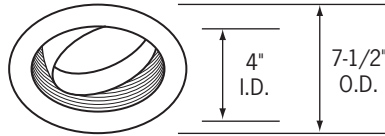
**CTR3807-P**  
Recessed Gimbal; Black Baffle

**CTR3807-WHT**  
Recessed Gimbal; White Baffle  
**Maximum Wattage:**  
IC Housings: 75W PAR38, 90W PAR38, 100W PAR38  
Non-IC Housings: 150W PAR38

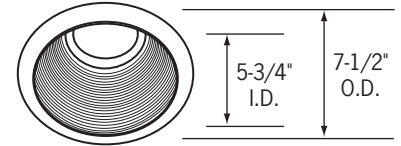
23° Vertical adjustment. Flat, high heat ABS white trim ring. (3) Leaf reflector clips, spring steel, heat-treated. Steel baffle construction. Steel gimbal construction. (1) Steel, heat-treated lamp retaining spring.



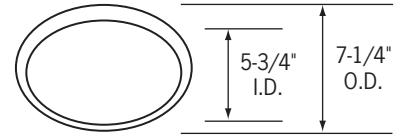
**CTR3008-P**  
Eyeball  
35° Vertical adjustment. Beveled steel trim ring. Polyethylene sponge gaskets. (2) Butterfly soring clips, heat-treated steel. Steel eyeball construction.  
**Maximum Wattage:** 75W PAR30



**CTR3009-WHT**  
Regressed Eyeball; White Baffle  
30° Vertical adjustment. Flat, high-heat ABS white trim ring. (3) Leaf reflector clips: spring steel, heat-treated, black oxidation plated. White aluminum tapered baffle. White steel eyeball construction.  
**Maximum Wattage:** 75W PAR30



**CTR6001AT(B, WHT)**  
Self flanged, air-tight, tapered baffle. Black Baffle/Trim Ring or White Baffle/Trim Ring  
**Maximum Wattage:**  
IC Housings: 75W PAR30  
Non-IC Housings: 150W PAR38



**CTR62250-WHT**  
Self Flanged Heat Lamp  
White steel trim.  
**For use with RL38 housing only.**  
**Maximum Wattage:** 125W R40 Heat Lamp

**Reflector/Trim Finishes**

**Reflector Finish Options:**

**BLK** - Black      **CLR** - Clear  
**WHT** - White

**Trim Finish Options:**

**B** - Black      **PP** - White Plastic  
**P** - White  
**S** - Silver