

R3470


3-1/2" Series

Low Profile Regressed Trim

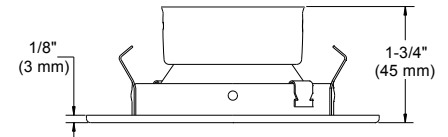
Project	
Notes	
Fixture Type	
Date	

SPECIFICATIONS

TRIM	Powder coat painted or plated die-formed steel. Different finishes available. Painted finishes available with Marine Grade option.									
LAMPS (maximum wattage)	GU10 LED 9.8W MR16 LED GU 5.3 11.5W PAR16 LED 8W	MR16 GU 5.3 37-50W MR16 GX10 Ceramic Metal Halide (CMH) 20W								
	If you want to use the dimming option and you use a GU10 or PAR16 LED lamp, please refer regularly to the lamp manufacturer compatibility list. For dimming a MR16 LED lamp, please refer to the selected housing specification sheet (compatible housings list below). *Use supplied glass lens only with un protected MR16 lamps.									
REFLECTORS	Standard: Anodized aluminum Options: <table border="0"> <tr> <td>Specular</td> <td>Painted</td> </tr> <tr> <td>Black (BK)</td> <td>White (-01)</td> </tr> <tr> <td>Clear (CL)</td> <td>Black (-02)</td> </tr> <tr> <td></td> <td>Matte White (-11)</td> </tr> </table>		Specular	Painted	Black (BK)	White (-01)	Clear (CL)	Black (-02)		Matte White (-11)
Specular	Painted									
Black (BK)	White (-01)									
Clear (CL)	Black (-02)									
	Matte White (-11)									
CEILING CUTOUT	Ø 3-5/8" (92 mm)									
CERTIFICATION	<ul style="list-style-type: none"> cULus E343977 for damp locations (for GU10, MR16 and PAR16 LED lamps) cULus E174023 for damp locations (for MR16 halogen lamps) cULus E331150 for damp locations (for MR16 GX10 CMH lamps) 									
WARRANTY	1 year for standard finishes, 2 years on "Marine Grade" finishes.									

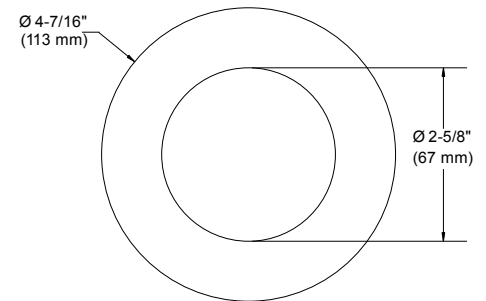


R3470-13BK (illustrated)
(Lamp not included)



COMPATIBLE HOUSINGS

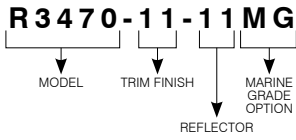
	IC Air Tight Remodel Housing	IC Air Tight New Construction Housing
LED	GU10 LED 9.8W IT3000T-LED MR16 LED GU 5.3 11.5W IT3000CE-LED IT3000E-LED PAR16 LED 8W CA3000-LED	GU10 LED 9.8W NW3000T-LED MR16 LED GU 5.3 11.5W NW3000CE-LED NW3000E-LED PAR16 LED 8W NW3000CA-LED
HALOGENS	MR16 GU 5.3 37W IT3000CE IT3000CM IT3000E IT3000M MR16 GU 5.3 50W IT3000LE IT3000LM	MR16 GU 5.3 37W NW3000CE NW3000CM MR16 GU 5.3 50W NW3000LE NW3000LM
CMH	MR16 GX10 (CMH) 20W MH3000GX120	Non Available Non Available



R3470

3-1/2" Series

CODIFICATION EXAMPLE



ORDERING CODE

MODEL	TRIM FINISH	REFLECTOR	MARINE GRADE
R3470			
R3470	-01 White	ANODIZED	MG (optional)
	-02 Black	Aluminum (standard)	May be applied on finishes:
	-03 Gold Plated 24K		-01, -02, -05, -06, -11 and -15
	-04 Chrome	SPECULAR	
	-04BR Brushed Chrome	CL Clear	
	-05 Architectural Bronze	BK Black	
	-06 Antique Copper		
	-11 Matte White	PAINTED	
	-12BR Brushed Nickel	-01 White	
	-13 Satin Nickel	-02 Black	
	-15 Metallic Grey	-11 Matte White	
	-17 Antique Nickel		

MARINE GRADE - Unless otherwise indicated, trims are for interior, cold and exterior locations where fixtures are not subject to direct rain or snow exposure as in soffits. MARINE GRADE treatment is recommended for exterior, shower and high salinity environment.

