

R3151

3-1/2" Series

Low Profile Regressed Square Trim with Square Pinhole Opening

SPECIFICATIONS

TRIM	Powder coat painted or plated die-formed steel. Different finishes available. Painted finishes available with Marine Grade option.		
LAMPS (maximum wattage)	GU10 LED 9.8W MR16 LED GU 5.3 11.5W PAR16 LED 8W	MR16 GU 5.3 20-50W MR16 GX10 Ceramic Metal Halide (CMH) 20W	GU10 50W
REFLECTORS	Standard: Anodized aluminum Options: Specular Black (BK) Painted White (-01) Clear (CL) Black (-02) Matte White (-11)		
CEILING CUTOUT	Ø 3-5/8" (92 mm)		
CERTIFICATION	<ul style="list-style-type: none"> cULus E343977 for damp locations (for GU10, MR16 and PAR16 LED lamps) cULus E174023 for damp locations (for MR16, GU10 halogen lamps) cULus E331150 for damp locations (for MR16 GX10 CMH lamps) 		
WARRANTY	1 year for standard finishes, 2 years on "Marine Grade" finishes.		

If you want to use the dimming option and you use a GU10 and PAR16 LED lamp, please refer regularly to the lamp manufacturer compatibility list.
 For dimming a MR16 LED lamp, please refer to the selected housing specification sheet (compatible housings list below).
***Use supplied glass lens only with un protected MR16 lamps.**

COMPATIBLE HOUSINGS

	IC Air Tight Remodel Housing	IC Air Tight New Construction Housing	
LED	GU10 LED 9.8W IT3000T-LED MR16 LED GU 5.3 11.5W IT3000CE-LED IT3000E-LED PAR16 LED 8W CA3000-LED	GU10 LED 9.8W NW3000T-LED MR16 LED GU 5.3 11.5W NW3000CE-LED NW3000E-LED PAR16 LED 8W NW3000CA-LED	
	Remodel Housing	New Construction Housing	Insulated Housing
HALOGENS	MR16 GU 5.3 50W IT3000LE IT3000LM	MR16 GU 5.3 50W NW3000CE NW3000CM NW3000LE NW3000LM GU10 50W NW3000LT	MR16 GU 5.3 20W ISMR3000M20 ISMR3000E20 MR16 GU 5.3 35W ISMR3000E35 ISMR3000M35 ISMR3000M
CMH	MR16 GX10 (CMH) 20W MH3000GX120	Non Available	Non Available

Project _____

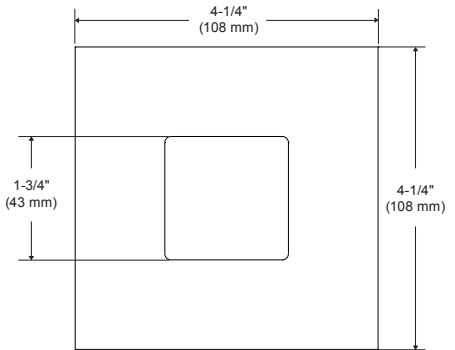
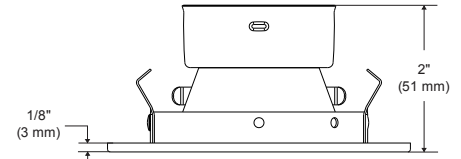
Notes _____

Fixture Type _____

Date _____



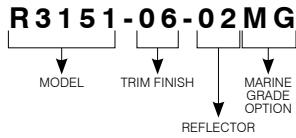
R3151-12BR (illustrated)
(Lamp not included)



R3151

3-1/2" Series

CODIFICATION EXAMPLE



ORDERING CODE

MODEL	TRIM FINISH	REFLECTOR	MARINE GRADE
R3151			
R3151	<ul style="list-style-type: none"> -01 White -02 Black -03 Gold Plated 24K -04 Chrome -04BR Brushed Chrome -05 Architectural Bronze -06 Antique Copper -11 Matte White -12BR Brushed Nickel -13 Satin Nickel -15 Metallic Grey -17 Antique Nickel 	<ul style="list-style-type: none"> ANODIZED Aluminum (standard) SPECULAR CL Clear BK Black PAINTED -01 White -02 Black -11 Matte White 	<ul style="list-style-type: none"> MG (optional) May be applied on finishes: -01, -02, -05, -06, -11 and -15

MARINE GRADE - Unless otherwise indicated, trims are for interior, cold and exterior locations where fixtures are not subject to direct rain or snow exposure as in soffits. MARINE GRADE treatment is recommended for exterior, shower and high salinity environment.

