

# R3151K

3-1/2" Series

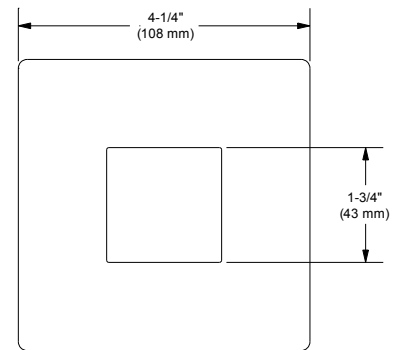
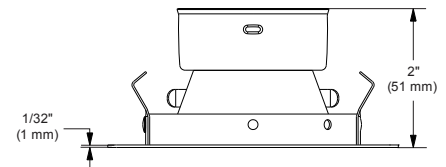
## Very Low Profile Regressed Square Trim with Square Pinhole Opening

### SPECIFICATIONS

TRIM	Powder coat painted or plated die-formed steel. Different finishes available. Painted finishes available with Marine Grade option.									
LAMPS (maximum wattage)	<b>GU10 LED 9.8W</b> <b>MR16 LED GU 5.3 11.5W</b> <b>PAR16 LED 8W</b>	<b>GU10 50W</b> <b>MR16 GU 5.3 50W</b>								
	If you want to use the dimming option and you use a GU10 LED lamp, please refer regularly to the lamp manufacturer compatibility list. For dimming a MR16 LED lamp, please refer to the selected housing specification sheet (compatible housings list below). <b>*Use supplied glass lens only with un protected MR16 lamps.</b>									
REFLECTORS	<b>Standard: Anodized aluminum</b>  <b>Options:</b> <table border="0"> <tr> <td><b>Specular</b></td> <td><b>Painted</b></td> </tr> <tr> <td>Black (<b>BK</b>)</td> <td>White (<b>-01</b>)</td> </tr> <tr> <td>Clear (<b>CL</b>)</td> <td>Black (<b>-02</b>)</td> </tr> <tr> <td></td> <td>Matte White (<b>-11</b>)</td> </tr> </table>		<b>Specular</b>	<b>Painted</b>	Black ( <b>BK</b> )	White ( <b>-01</b> )	Clear ( <b>CL</b> )	Black ( <b>-02</b> )		Matte White ( <b>-11</b> )
<b>Specular</b>	<b>Painted</b>									
Black ( <b>BK</b> )	White ( <b>-01</b> )									
Clear ( <b>CL</b> )	Black ( <b>-02</b> )									
	Matte White ( <b>-11</b> )									
CEILING CUTOUT	<b>Ø 3-5/8" (92 mm)</b>									
CERTIFICATION	<ul style="list-style-type: none"> <li>cULus <b>E343977</b> for <b>damp locations</b> (for GU10, MR16 and PAR16 LED lamps)</li> <li>cULus <b>E174023</b> for <b>damp locations</b> (for MR16, GU10 halogen lamps)</li> </ul>									
GARANTIE	1 year for standard finishes, 2 years on "Marine Grade" finishes.									



R3151K-11-02 (illustrated)  
(Lamp not included)



### COMPATIBLE HOUSINGS

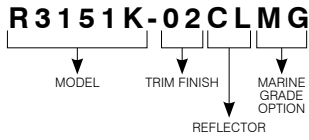
	IC Air Tight Remodel Housing	IC Air Tight New Construction Housing	
LED	Non Available	<b>GU10 LED 9.8W</b> NW3000T-LED  <b>MR16 LED GU 5.3 11.5W</b> NW3000CE-LED NW3000E-LED  <b>PAR16 LED 8W</b> NW3000CA-LED	
	Remodel Housing	New Construction Housing	Insulated Housing
HALOGENS	Non Available	<b>MR16 GU 5.3 50W</b> NW3000CE NW3000CM NW3000LE NW3000LM  <b>GU10 50W</b> NW3000LT	Non Available



# R3151K

3-1/2" Series

CODIFICATION EXAMPLE



ORDERING CODE

MODEL	TRIM FINISH	REFLECTOR	MARINE GRADE
<b>R3151K</b>			
R3151K	<ul style="list-style-type: none"> <li><b>-01</b> White</li> <li><b>-02</b> Black</li> <li><b>-03</b> Gold Plated 24K</li> <li><b>-04</b> Chrome</li> <li><b>-04BR</b> Brushed Chrome</li> <li><b>-05</b> Architectural Bronze</li> <li><b>-06</b> Antique Copper</li> <li><b>-11</b> Matte White</li> <li><b>-12BR</b> Brushed Nickel</li> <li><b>-13</b> Satin Nickel</li> <li><b>-15</b> Metallic Grey</li> <li><b>-17</b> Antique Nickel</li> </ul>	<ul style="list-style-type: none"> <li><b>ANODIZED</b> Aluminum (standard)</li> <li><b>SPECULAR</b></li> <li><b>CL</b> Clear</li> <li><b>BK</b> Black</li> <li><b>PAINTED</b></li> <li><b>-01</b> White</li> <li><b>-02</b> Black</li> <li><b>-11</b> Matte White</li> </ul>	<ul style="list-style-type: none"> <li><b>MG (optional)</b> May be applied on finishes: -01, -02, -05, -06, -11 and -15</li> </ul>

**MARINE GRADE** - Unless otherwise indicated, trims are for interior, cold and exterior locations where fixtures are not subject to direct rain or snow exposure as in soffits. MARINE GRADE treatment is recommended for exterior, shower and high salinity environment.

