

# S3450D

3-1/2" Series

## Low Profile Adjustable Shower

### SPECIFICATIONS

TRIM	Powder coat painted or plated die-formed steel. Different finishes available. Painted finishes available with Marine Grade option.	
LAMPS (maximum wattage)	<b>GU10 LED</b> 9.8W <b>MR16 LED GU 5.3</b> 11.5W <b>PAR16 LED</b> 8W	<b>GU10</b> 50W <b>MR16 GU 5.3</b> 20-42W
LENS	<b>Standard: Frosted lens</b> Available: Clear lens (C), Frosted with clear center lens (FC) To order, place the lens code after the trim code. Ex.: S3450DFC-01	
CEILING CUTOUT	<b>Ø 3-5/8" (92 mm)</b>	
CERTIFICATION	<ul style="list-style-type: none"> <li>cULus <b>E343977</b> for <b>wet locations</b> (for GU10, MR16 and PAR16 LED lamps)</li> <li>cULus <b>E174023</b> for <b>wet locations</b> (for MR16, GU10 halogen lamps)</li> </ul>	
WARRANTY	1 year for standard finishes, 2 years on "Marine Grade" finishes.	

If you want to use the dimming option and you use a GU10 or PAR16 LED lamp, please refer regularly to the lamp manufacturer compatibility list.  
 For dimming a MR16 LED lamp, please refer to the selected housing specification sheet (compatible housings list below).  
**Using LED lamps in shower trims may result in its lifespan decrease. Contrast Lighting cannot be held responsible for LED lamps lifespan lost when used in totally enclosed spaces.**

Project \_\_\_\_\_

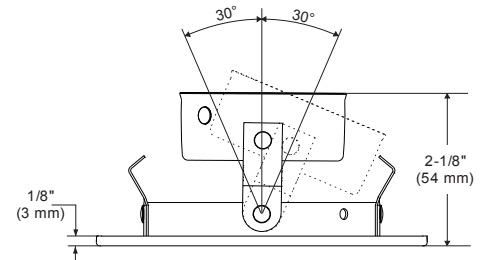
Notes \_\_\_\_\_

Fixture Type \_\_\_\_\_

Date \_\_\_\_\_

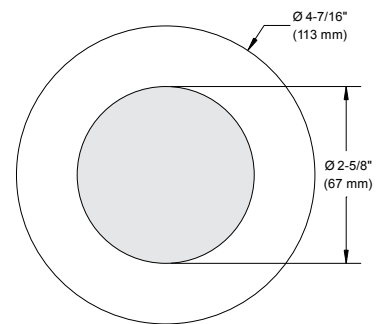


S3450D-13 (illustrated)  
(Lamp not included)



### COMPATIBLE HOUSINGS

	IC Air Tight Remodel Housing	IC Air Tight New Construction Housing
LED	<b>GU10 LED</b> 9.8W IT3000T-LED  <b>MR16 LED GU 5.3</b> 11.5W IT3000CE-LED IT3000E-LED  <b>PAR16 LED</b> 8W CA3000-LED	<b>GU10 LED</b> 9.8W NW3000T-LED  <b>MR16 LED GU 5.3</b> 11.5W NW3000CE-LED NW3000E-LED  <b>PAR16 LED</b> 8W NW3000CA-LED



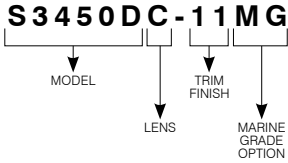
	Remodel Housing	New Construction Housing	Insulated Housing
HALOGENS	<b>MR16 GU 5.3</b> 42W IT3000LE IT3000LM	<b>MR16 GU 5.3</b> 37W NW3000CE NW3000CM  <b>MR16 GU 5.3</b> 42W NW3000LE NW3000LM  <b>GU10</b> 50W NW3000LT	<b>MR16 GU 5.3</b> 20W ISMR3000E20 ISMR3000M20  <b>MR16 GU 5.3</b> 35W ISMR3000M ISMR3000E35 ISMR3000M35



# S3450D

3-1/2" Series

CODIFICATION EXAMPLE



ORDERING CODE

MODEL	LENS	TRIM FINISH	MARINE GRADE
<b>S3450D</b>			
S3450D	Standard: Frosted	<b>-01</b> White	<b>MG</b> (optional)
	<b>C</b> Clear	<b>-02</b> Black	May be applied on finishes:
	<b>FC</b> Frosted with clear center	<b>-03</b> Gold Plated 24K	-01, -02, -05, -06, -11 and -15
		<b>-04</b> Chrome	
		<b>-04BR</b> Brushed Chrome	
		<b>-05</b> Architectural Bronze	
		<b>-06</b> Antique Copper	
		<b>-11</b> Matte White	
		<b>-12BR</b> Brushed Nickel	
		<b>-13</b> Satin Nickel	
		<b>-15</b> Metallic Grey	
		<b>-17</b> Antique Nickel	

**MARINE GRADE** - Unless otherwise indicated, trims are for interior, cold and exterior locations where fixtures are not subject to direct rain or snow exposure as in soffits. MARINE GRADE treatment is recommended for exterior, shower and high salinity environment.

