










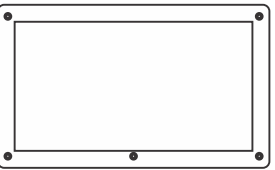

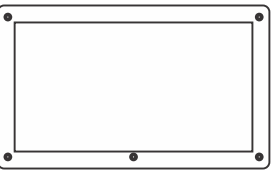




1718 W. Fullerton Ave
Chicago, IL 60614
Tel: 773-770-1195
Fax: 773-935-5613
www.edgelighting.com
info@edgelighting.com

0-10 VOLT DIMMERS

KEY Filled-No Dimming Empty-Dims to No Light

PRODUCT	POWER SUPPLY	Lutron Radio RA2 W/ GRX-TVI	Lutron Grafik Eye QS W/ GRX-TVI	Lightolier Sunrise	Lutron NOVA T	Lutron DIVA	Leviton IP710-DLX	
		 Lutron Radio RA2 p/n: RRD-10ND 120VAC, 60Hz 1000W USED WITH  Lutron Grafik Eye p/n: GRX-TVI 20VAC, 60Hz 1000W	 Lutron Grafik Eye QS p/n: QSGRJ-XP 120VAC, 60Hz 1000W USED WITH  Lutron Grafik Eye p/n: GRX-TVI 120VAC, 60Hz 1000W	 ELECTRONIC MODEL p/n: ZP600FAM120 0-10VDC dimmable electronic preset dimmer 600VA, 120VAC, 60Hz	 ELECTRONIC MODEL p/n: NTFTV-WH 0-10VDC dimmable electronic preset dimmer 120VAC 60Hz USED WITH  Lutron Grafik Eye p/n: PP20 120VAC, 60Hz	 ELECTRONIC MODEL p/n: DVTV 0-10VDC dimmable electronic preset dimmer 120VAC 60Hz USED WITH  Lutron Grafik Eye p/n: PP20 120VAC, 60Hz	 ELECTRONIC MODEL p/n: IP710-DLX 0-10VDC dimmable electronic preset dimmer 1200VA, 120VAC, 60Hz	
SS1- SS2P- SS2C- SS3- 	EDGE Lighting PSB-96W-010-24VDC  in: 120V 50/60Hz out: 24VDC 96W MAX 4A	0/100 dims to 7% of full light output 25 75 50	0/100 dims to 7% of full light output 25 75 50	0/100 dims to 7% of full light output 25 75 50	0/100 dims to 7% of full light output 25 75 50	0/100 dims to 13% of full light output 25 75 50	0/100 dims to 7% of full light output 25 75 50	
SS1- SS2P- SS2C- SS3- 	EDGE Lighting PSB-2X96W-010-24VDC  in: 120V 50/60Hz out: 24VDC 2x96W MAX 2x4A	0/100 dims to 7% of full light output 25 75 50	0/100 dims to 7% of full light output 25 75 50	0/100 dims to 7% of full light output 25 75 50	0/100 dims to 7% of full light output 25 75 50	0/100 dims to 13% of full light output 25 75 50	0/100 dims to 7% of full light output 25 75 50	