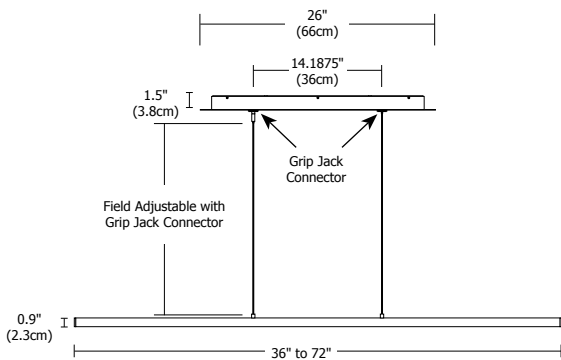



# CIRRUS FLOAT - CENTER FEED, 120V/24VAC FIXTURE - 85+ OR 92+ CRI

REV.06.22.16

MADE IN THE USA



## Description:

Cirrus Float Center Feed features a direct (D1), rectangular (R1) or a tubular (T1) lens, offering an array of choices for style, functionality and beam distribution. At 7 watts per foot, the 24VAC suspension contains white high CRI LEDs and is available in lengths from 36" up to 72". Customized lengths available in 2.4" increments. Cirrus Float includes 26" rectangle canopy and feeds power at the center from a 24VAC Class 2 electronic low voltage LED transformer (included), which fits inside a standard 4" electrical box with round plaster ring and is dimmable with an electronic low voltage dimmer. Hardware and supporting cables are Antique Bronze for Antique Bronze and Black fixtures and are Satin Nickel for all other finishes. Power cables are Satin Nickel for all finish options. Fixture is covered by a 5 year warranty.

## Finish:

Satin Aluminum, Satin Nickel, Chrome, Antique Bronze, White and Black; Custom finishes also available.

## Applications:

Indoor - Architectural lighting, general lighting and retail.

## Lamp:

Version	Watts per Foot	Lumens per Watt	Lumens per Foot	92+CRI 27K, 30K	85+CRI 24K, 35K, 40K, 57K	50,000 Hour Lamp Life
D1	7	34	241	●	●	●
R1	7	36	262	●	●	●
T1	7	36	268	●	●	●

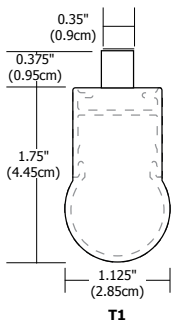
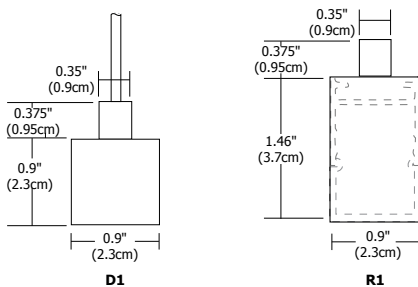
Lumen values are based on the 3000K LED test.

## Power Supply:

120V input, 24VAC Class 2 output; electronic low voltage LED transformer (included) that fits inside standard junction box

## Dimming

Dimmable with electronic low voltage dimmer. Lutron: Diva #DVELV-300P; Skylark #SELV-300P dimmers recommended



System      Lens      Power Feed      Length in Inches      Color Temperature      Finish

**CF** — **D1** — **C** — **72IN** — **27K** — **SA**

**CF** Cirrus Float      **D1** Direct 0.9" Lens  
**R1** Rectangular 0.9" Lens  
**T1** Tubular 1.125" Lens      **C** Center Feed      **36** 36"    **60** 60"    **48** 48"    **72** 72"  
Customize in 2.4 inch increments      **24K** 2400K Amber White  
**27K** 2700K Very Warm White  
**30K** 3000K Warm White  
**35K** 3500K Neutral White  
**40K** 4000K Cool White  
**57K** 5700K Daylight White      **SA** Satin Aluminum    **BZ** Antique Bronze  
**SN** Satin Nickel      **BK** Black  
**CH** Chrome            **WH** White

PROJECT:

FIXTURE TYPE:

DATE:

