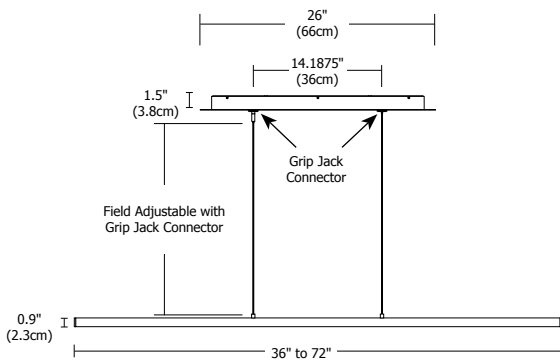



# CIRRUS FLOAT - CENTER FEED, 120V/24VAC FIXTURE - 92CRI

MADE IN THE USA

REV.07.08.15



## Description:

Cirrus Float Center Feed features a direct 1" (D1), rectangular 1" (R1) or a tubular 1 1/8" (T1) lens, offering an array of choices for style, functionality and beam distribution. At 7 watts per foot, the 24VAC suspension contains very warm white 2700K or warm white 3000K 92CRI LEDs and is available in lengths from 36" up to 72". Customized lengths available in 2.4" increments. Cirrus Float includes 26" rectangle canopy and feeds power at the center from a 24VAC Class 2 electronic low voltage LED transformer (included), which fits inside a standard 4" electrical box with round plaster ring and is dimmable with an electronic low voltage dimmer. Hardware and supporting cables are Antique Bronze for Antique Bronze and Black fixtures and are Satin Nickel for all other finishes. Power cables are Satin Nickel for all finish options. Fixture is covered by a 5 year warranty.

## Finish:

Satin Aluminum, Satin Nickel, Chrome, Antique Bronze, White and Black; Custom finishes also available.

## Applications:

Indoor - Architectural lighting, general lighting and retail.

## Lamp:

| Version   | Watts per Foot | Lumens per Watt | Lumens per Foot | 92CRI 27K, 30K | 50,000 Hour Lamp Life |
|-----------|----------------|-----------------|-----------------|----------------|-----------------------|
| <b>D1</b> | 7              | 34              | 241             | ●              | ●                     |
| <b>R1</b> | 7              | 36              | 262             | ●              | ●                     |
| <b>T1</b> | 7              | 36              | 268             | ●              | ●                     |

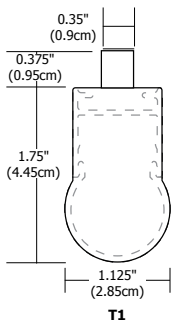
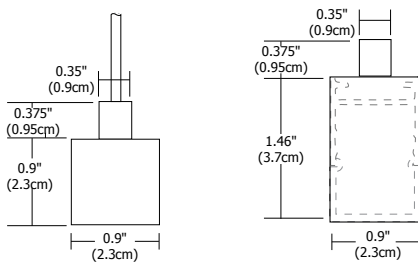
Lumen values are based on the 3000K LED test.

## Power Supply:

120V input, 24VAC Class 2 output; electronic low voltage LED transformer (included) that fits inside standard junction box

## Dimming

Dimmable with electronic low voltage dimmer. Lutron: Diva #DVELV-300P; Skylark #SELV-300P dimmers recommended



|                 |  |               |  |   |   |
|-----------------|--|---------------|--|---|---|
| System          | Lens   | Power Feed    | Length in Inches   | Color Temperature                                 | Finish  |
| <b>CF</b>       | <b>D1</b>  | <b>C</b>      | <b>72IN</b>  | <b>27K</b>  | <b>SA</b>   |
| CF Cirrus Float | D1 Direct 1"<br>T1 Tubular 1"<br>R1 Rectangular 1" | C Center Feed | 36 36" 60 60"<br>48 48" 72 72"<br>Customize in 2.4 inch increments | 27K 2700K Very Warm White<br>30K 3000K Warm White | SA Satin Aluminum BZ Antique Bronze<br>SN Satin Nickel BK Black<br>CH Chrome WH White |

PROJECT:

FIXTURE TYPE:

DATE:

