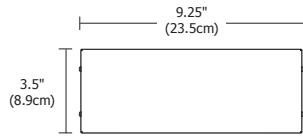


100W/24VDC Power Supply

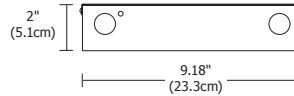
PSB-100W-ELV-24VDC



PSB-100W-ELV-24VDC



Top View



Side View

96W, 24VDC LOW VOLTAGE WIRE SIZE CHART: 3% VOLTAGE DROP

WIRE LENGTH (FT)	UP TO 33FT	34FT-52FT	53FT-86FT	87FT-130FT
WIRE SIZE	14 AWG	12 AWG	10 AWG	8 AWG
VOLTAGE AT END OF WIRE	23.28VDC	23.29VDC	23.28VDC	23.28VDC

Description: Accepts input voltage of 120VAC and outputs 24VDC power up to 96 watts. Can be used as a dimmable or non-dim Power Supply. In-Wall Power Supply Kit includes Power Supply, box cover and stud hangers for installing Junction Box in wall. Indoor applications only.

Applications: Indoor*

*To avoid overheating the power supply, install it in a ventilated remote location where air flows. Maintain proper spacing among power supplies when multiple power supplies are installed in the same remote location.

Power Input: 120VAC, 50/60Hz

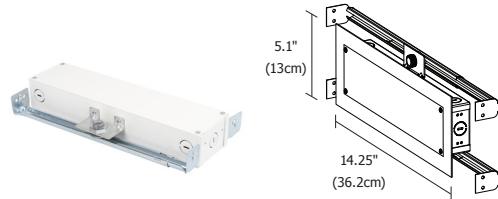
Power Output: Class 2, 24 volts DC 4A, 96 watts maximum

Dimensions: PSB-100W-ELV-24VDC: 9.25" x 3.5" x 2"

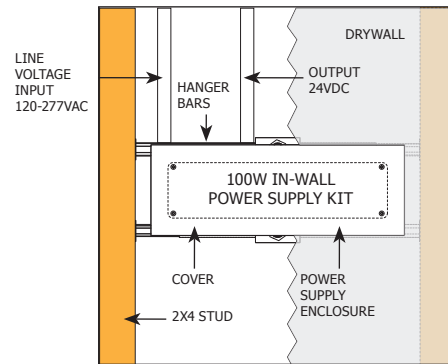
PSB-100W-ELV-24VDC-IW: 14.25" x 5.1" x 2.1"

Compatible Dimmers: Legrand: Adorne ADTP703TU

Lutron: Diva DVELV-300P, Skylark SELV-300P, Maestro MAELV-600 and Radio RA 2



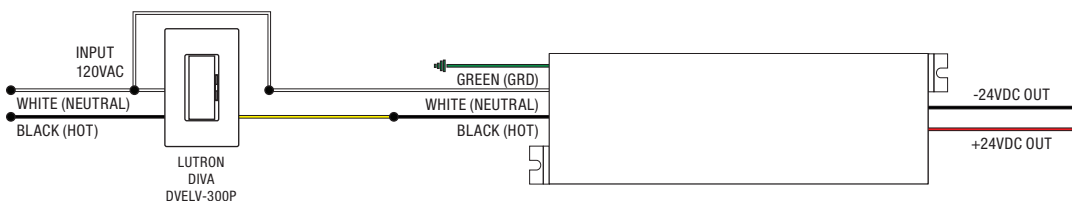
PSB-100W-ELV-24VDC-IW



PSB-100W-ELV-24VDC-IW

96W POWER SUPPLY ORDERING CODE

Product	Wattage	Dimming	Voltage	Options
PSB	100W	ELV	24VDC	Standard (Leave Blank)
PSB Power Supply with Enclosure Box	100W 96 Watt	ELV Electronic Low Voltage Dimming	24VDC 24 Volt DC	IW In-Wall Kit



COMPANY		FIXTURE TYPE		DATE	
PROJECT		APPROVED BY			

Product specification subject to change without notification. REV. 12.29.16

A Division of PureEdge Lighting 1718 W. Fullerton Chicago, IL 60614 • Ph: 773.770.1196 • Fax: 773.883.6128 • www.purelighting.com

