



Project: \_\_\_\_\_

Fixture Type: \_\_\_\_\_

Location: \_\_\_\_\_

Contact/Phone: \_\_\_\_\_

# MINI LED STEP LIGHT

## INDOOR

### LED LMS

### PRODUCT DESCRIPTION

The LMS Mini LED step light is designed for installation in indoor wall mount applications using standard junction boxes (not supplied) • IC rated for direct contact with insulating materials • Four distinct optics conceal LEDs and provide unique light distribution patterns • Modular design allows fixture to be mounted in horizontal or vertical orientation • Ideal for residential, theatrical, or commercial applications • Designed to provide 50,000 hours of life • 5 year warranty on LED components.

### ENVIRONMENTALLY FRIENDLY, ENERGY EFFICIENT

- No harmful ultraviolet or infrared wavelengths
- No lead or mercury

### PRODUCT SPECIFICATIONS

**LED Light Engine** Utilizes two 1-watt high lumen LEDs binned to Energy Star standards • 3000K or 4100K color temperatures are available • Mounted directly to aluminum heat sink for superior thermal management.

**Optics** Available in hood, cutoff, louver, and marker optics to conceal LEDs, and provide four unique light distribution patterns • Fixture provided in vertical orientation from factory.

**Faceplates** May be mounted in vertical (as provided from factory) or horizontal orientation • Fastens using 0.05 allen wrench provided with fixtures • Available in plated satin nickel or bronze and textured black or white finishes.

**LED Driver** Accommodates an input voltage of 120 VAC at 60Hz • Power factor > 0.9 at 120V input • Driver is dimmable with the use of Juno qualified 120V electronic low voltage dimmers.

**Mounting** Designed to mount directly in standard J-Boxes: 2" x 4" (2 1/8" minimum depth) or 4" x 4" (1 1/2" minimum depth) fitted with a single-gang plaster ring 5/8" minimum depth • Modular design allows fixture to be mounted in horizontal or vertical orientation • J-Boxes and plaster ring are not provided.

**Life** Rated for 50,000 hours at 70% Lumen Maintenance.

**Labels** UL listed for indoor damp locations and through-branch wiring, maximum 4 No. 12 AWG 75° C through branch circuit conductors for 2 x 4 junction box or maximum 8 No. 12 AWG 75° C through branch circuit conductors for 4 x 4 junction box • UL and cUL Listed, RoHS compliant.

**Testing** All reports are based on published industry procedures; field performance may differ from laboratory performance.

Product specifications subject to change without notice.

### ELECTRICAL DATA

Input Voltage	120V
Input Power	2.6W
Input Current	0.03A
Frequency	60Hz
Minimum starting temp	-20°C (-4°F)



**CUTOFF**  
(VERTICAL ORIENTATION)



**HOOD**  
(HORIZONTAL ORIENTATION)

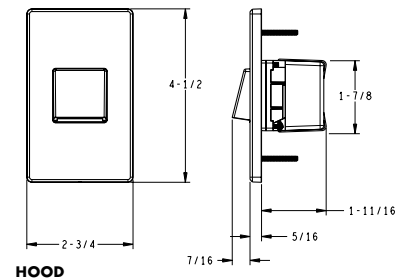


**LOUVER**  
(HORIZONTAL ORIENTATION)

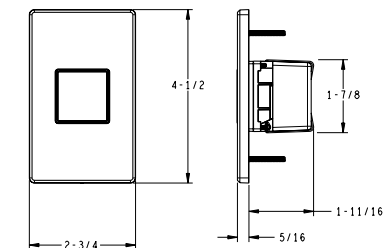


**MARKER**  
(VERTICAL ORIENTATION)

### DIMENSIONS



**HOOD**



**MARKER, LOUVER, CUTOFF**

Note: Vertical orientation shown. All fixtures can be mounted in vertical or horizontal orientation.

### DIMMER COMPATIBILITY

- Requires 120V AC electronic low voltage wall box dimmer
- Electronic low voltage dimmers require a neutral wire in the wall box
- 100% to 20% or better dimming range depending on dimmer model with one fixture load minimum to maximum rated load for dimmer.

Juno qualified dimmers include:

#### Lutron® Model Numbers:

Nova T<sup>☆</sup> NTELV Series  
Skylark® SELV Series  
Divac® DVELV Series  
Maestro® MAELV Series  
Faedra® FAELV Series  
Spacer System® SPSELV Series

#### Leviton® Model Numbers:

Illumatech™ IPE04 Series  
(dimmer has manual trim adjustment for low end of dimming range to achieve 5% dimming)

# MINI LED STEP LIGHT

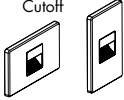
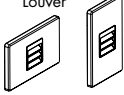
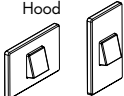
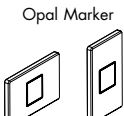
## INDOOR

### LED

### LMS

#### ORDERING INFORMATION:

Example: **LMS-3K-C-BL**

Housing	Color Temperature	Optic	Finishes
<b>LMS</b>	<b>3K</b> 3000K <b>41K</b> 4100K	<b>C</b> Cutoff  <b>L</b> Louver  <b>H</b> Hood  <b>M</b> Opal Marker 	<b>BL</b> Black, Textured <b>WH</b> White, Textured <b>SN</b> Satin Nickel, Plated <b>BZ</b> Bronze, Plated