




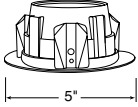


# 4" LINE VOLTAGE TRIM SERIES BAFFLES

Project: \_\_\_\_\_

Fixture Type: \_\_\_\_\_

Location: \_\_\_\_\_

Contact/Phone: \_\_\_\_\_

Trim Series	Dimensions	Aperture	Catalog No.	Housing/Lamp Compatibility
 <b>Baffle</b>		3-3/8"	<b>14W-WH</b> - White Baffle, White Trim <b>14B-WH</b> - Black Baffle, White Trim <b>14B-BL</b> - Black Baffle, Black Trim <b>14B-ABZ</b> - Black Baffle, Classic Aged Bronze Trim <b>14B-SC</b> - Black Baffle, Satin Chrome Trim	IC1/IC1W/IC1S: 50W PAR20 Requires T599 Socket Extender when using GE lamps), TC1RCW: 50W PAR20, IC1P: 40W K19 IC1P/TC1/TC1S/TC1R: 50W PAR20, 50W R20 ICPL426 Series: 26W, ICPL418 Series, 18W, ICPL413 Series: 13W PL426 Series: 26W, PL418 Series, 18W, PL413 Series: 13W IC1LEDG4/IC1RLEDG4/IC1LWDG4N/IC1RLWDG4N Series IC91LEDG4/IC91RLEDG4/IC91LWDG4/IC91RLWDG4 Series
 <b>Baffle</b>			<b>140B-WH</b> - Black Baffle, White Trim <b>140W-WH</b> - White Baffle, White Trim	ICPL426 Series: 26W, ICPL418 Series, 18W, ICPL413 Series: 13W PL426 Series: 26W, PL418 Series, 18W, PL413 Series: 13W

