

Project: _____
 Fixture Type: _____
 Location: _____
 Contact/Phone: _____

Halogen Decorative Pendant Shades & Cordsets

**TLP310 thru TLP328,
 TP78 and TP144**

PRODUCT DESCRIPTION

Designed for use with T537 or T538 Trac-Master Transformers as listed on page [D1.2.1](#) or Low Voltage Monopoints on page [D1.2.0](#).

Materials Glass shades are hand-blown, individually • Glass shades will vary from unit to unit and minor blemishes may result from the process • Metal shades are spun steel, individually crafted • All shades (except Wrap) have bright white interior surface for maximum reflectivity • Satin nickel shade hardware (fitters, spiders, etc.) provided with all shades • Order pendant cord assembly separately.

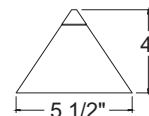
Lamps Order all lamps separately • T4 halogen bi-pin lamps are recommended for glass shades (MR16CG lamps may also be used as noted per shade) • T4 halogen bi-pin lamps or MR16CG lamps may be used with metal shades (standard MR16 lamps without cover glass may be used when combined with 2" accessories).

Labels ETL classified to UL 1598 for use in U.S. • ETL classified to CSA C22.2 No. 250 for use in Canada. Product specifications subject to change without notice.




Short Cone Glass & Metal Shade

Catalog Number and Finish	Lamp
TLP310AMBERDRIFT	12V or 24V, 50W max. T4 Halogen G4-GY6.35 Bi-Pin Capsule or MR16CG
TLP310OPAL	12V or 24V, 50W max. T4 Halogen G4-GY6.35 Bi-Pin Capsule or MR16CG



Glass




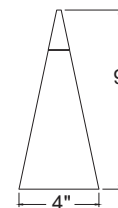
Metal



Catalog Number and Finish	Lamp
TLP311SILVER	12V or 24V, 50W max. T4 Halogen G4-GY6.35 Bi-Pin Capsule or MR16CG

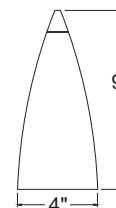
Tall Cone Glass Shade

Catalog Number and Finish	Lamp
TLP312COBALT	12V or 24V, 50W max. T4 Halogen G4-GY6.35 Bi-Pin Capsule or MR16CG
TLP312OPAL	12V or 24V, 50W max. T4 Halogen G4-GY6.35 Bi-Pin Capsule or MR16CG
TLP312PISTACHIO	12V or 24V, 50W max. T4 Halogen G4-GY6.35 Bi-Pin Capsule or MR16CG
TLP312ROUGE	12V or 24V, 50W max. T4 Halogen G4-GY6.35 Bi-Pin Capsule or MR16CG



Flute Glass & Metal Shade

Catalog Number and Finish	Lamp
TLP314GLACIER	12V or 24V, 50W max. T4 Halogen G4-GY6.35 Bi-Pin Capsule or MR16CG
TLP314INFERNO	12V or 24V, 50W max. T4 Halogen G4-GY6.35 Bi-Pin Capsule or MR16CG
TLP314OPAL	12V or 24V, 50W max. T4 Halogen G4-GY6.35 Bi-Pin Capsule or MR16CG



Glass



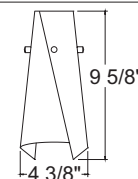
Metal



Catalog Number and Finish	Lamp
TLP315SILVER	12V or 24V, 37W max. T4 Halogen G4-GY6.35 Bi-Pin Capsule or MR16CG

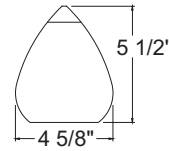
Luminous Wrap Shade

Catalog Number and Finish	Material	Lamp
TLP316FROST	Polycarbonate	12V or 24V, 50W max. T4 Halogen G4-GY6.35 Bi-Pin Capsule or MR16CG
TLP316ORANGEPEEL	Polycarbonate	12V or 24V, 50W max. T4 Halogen G4-GY6.35 Bi-Pin Capsule or MR16CG
TLP316PARCHMENT	Nomex®	12V or 24V, 50W max. T4 Halogen G4-GY6.35 Bi-Pin Capsule or MR16CG



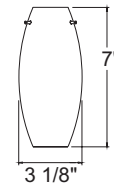
Teardrop Glass Shade

Catalog Number and Finish	Lamp
TLP318GLACIER	12V or 24V, 50W max. T4 Halogen G4-GY6.35 Bi-Pin Capsule or MR16CG



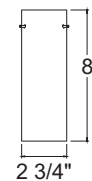
Ellipse Glass Shade

Catalog Number and Finish	Lamp
TLP322COBALT	12V or 24V, 50W max. T4 Halogen G4-GY6.35 Bi-Pin Capsule
TLP322OPAL	12V or 24V, 50W max. T4 Halogen G4-GY6.35 Bi-Pin Capsule
TLP322PISTACHIO	12V or 24V, 50W max. T4 Halogen G4-GY6.35 Bi-Pin Capsule



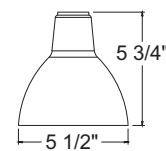
Cylinder Glass Shade

Catalog Number and Finish	Lamp
TLP324OPAL	12V or 24V, 50W max. T4 Halogen G4-GY6.35 Bi-Pin Capsule or MR16CG



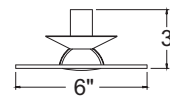
RLM Glass Shade

Catalog Number and Finish	Lamp
TLP326MAIZE	12V or 24V, 50W max. T4 Halogen G4-GY6.35 Bi-Pin Capsule or MR16CG
TLP326OPAL	12V or 24V, 50W max. T4 Halogen G4-GY6.35 Bi-Pin Capsule or MR16CG



Luminous Disc Shade

Catalog Number and Finish	Lamp
TLP328FROST	12V or 24V, 50W max. MR16CG



ADJUSTABLE PENDANT CORD ASSEMBLY

Construction Nominal 78" or 144" plated coaxial cable • Splice compartment enables simple cord shortening during installation • Assembly includes frosted borosilicate glass diffuser capsule for halogen bi-pin lamps and cord straightening sleeve.


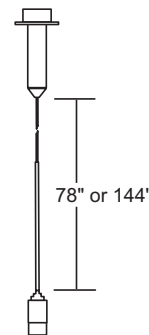
Lamps Order all lamps separately • Rated for 20-50W T4 halogen G4-GY6.35 bi-pin lamps or MR16CG lamps (except as noted on Flute metal shades) (standard MR16 lamps without cover glass may be used when combined with 2" accessory holder and 2" accessories).

Socket G4-GY6.35 ceramic bi-pin.

Transformer T537 or T538 12V solid state electronic transformer with on/off switch • Dimmable, see specification sheets [D1.2.1](#) • Must be ordered separately.

Labels ETL classified to UL 1598 for use in U.S. • ETL classified to CSA C22.2 No. 250 for use in Canada.

Product specifications subject to change without notice.



Catalog Number	Description	Finish
TP78WH	78" Adjustable Pendant Cord	White
TP78BL	78" Adjustable Pendant Cord	Black
TP78SL	78" Adjustable Pendant Cord	Silver
TP144WH	144" Adjustable Pendant Cord	White
TP144BL	144" Adjustable Pendant Cord	Black
TP144SL	144" Adjustable Pendant Cord	Silver

