



4" MINIATURE UNIVERSAL IC NEW CONSTRUCTION HOUSING

INCANDESCENT LAMPS

IC1P

Project: _____

Fixture Type: _____

Location: _____

Contact/Phone: _____

PRODUCT DESCRIPTION

IC Air-Loc® New Construction Housing • Air-Loc rated with all IC-rated 4" trims and complies with the Washington State and IECC Energy Codes • Energy efficient, sealed inner housing • Double wall housing construction • Air-Loc housing stops infiltration and exfiltration of air, reducing heating and cooling costs • Can be completely covered with insulation.

PRODUCT SPECIFICATIONS

Lamp Lamp ratings based on trim selected – see reverse.

Socket Detachable medium base porcelain with nickel-plated copper screw shell.

Trims Trim selection shown on reverse.

Labels U.L. listed for through-branch wiring, damp locations and IP • Product thermally protected against improper use of lamps • Union made • UL and cUL Listed • Trim No. 11, 12, 4101, 4102 and 4181 are wet location approved for covered ceiling applications • Trims 14, 17 are wet location approved for covered ceiling applications, **when used with outdoor rated lamps.**

Testing All reports are based on published industry procedures; field performance may differ from laboratory performance.

Product specifications subject to change without notice.

INSTALLATION

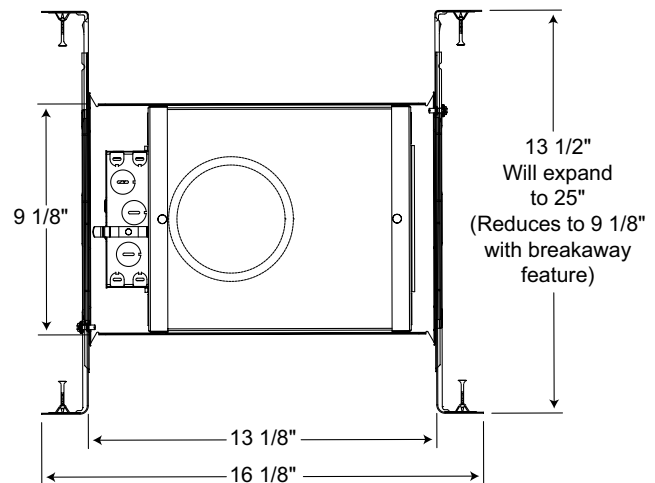
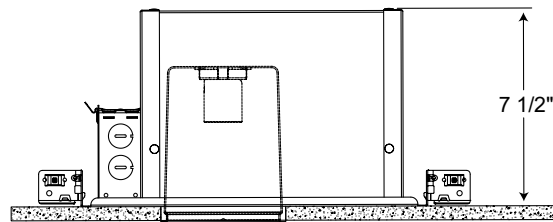
Real Nail 3 Bar Hangers Telescoping Real Nail® 3 system covered under US Patent D552,969 permits quick placement of housing anywhere within 24" O.C. joists or suspended ceilings • Integral T-bar notch and clip secures housing in suspended ceiling grid – no accessory clips required • 24" expansion stop allows quick placement of fixture in standard grid spacing • Bars scored in two locations for fast, clean breaking, allowing housing installation in tight applications • Bars captive to mounting frame • Edge-mounted for extra strength • Captive bugle-headed ring shank nail for quick one-step installation and easy removal with claw hammer for fixture relocation • Quick-Loc slot (location identified on the mounting frame) and oversized locking set screw lock fixture in position • Bar hanger foot contoured to align to bottom of construction joist • Alternate mounting holes included.

Junction Box Pre-wired junction box provided with (6) ½" and (1) ¾" knockouts, (4) Non-metallic sheathed cable connectors and ground wire, UL and cUL listed for through-branch wiring, maximum 6 No. 12 AWG 90° C branch circuit conductors (3 in, 3 out) • Junction box provided with removable access plates • Knockouts equipped with pryout slots.

Mounting Frame 22-gauge die-formed galvanized steel mounting frame • Rough-in section (junction box, mounting frame, housing and bar hangers) fully assembled for ease of installation.

Housing Air-Loc IC housing, .032" aluminum • Inner housing is vertically adjustable to accommodate up to a 2" ceiling thickness.

DIMENSIONS



4 1/2" CEILING CUTOUT

ACCESSORIES

Catalog No. **Description**

GU10-WHIP GU10 Socket Whip











To order, specify catalog number.

PRODUCT CODES


Catalog Number	Input Voltage	Lamp Rating (max.)
IC1P	120V	K19/R14/R16/R20/PAR16/PAR20/GU10 Base Lamps (See reverse for max. trim rating)







4" MINIATURE UNIVERSAL IC NEW CONSTRUCTION HOUSING IC1P

ROUND TRIMS/LAMPS








Cat. No.	Description	Max. Lamp Rating
  13-WH	2" Pinhole with Integral Shield	50W R20, 50W PAR20, 40W K19
 14B-WH ◆◆ 14B-SC ◆◆ 14B-ABZ ◆◆ 14B-BL ◆◆ 14W-WH ◆◆	Black Baffle Black Baffle Black Baffle Black Baffle White Baffle	50W PAR20/R20
 17C-WH ◆◆ 17G-WH ◆◆ 17B-WH ◆◆ 17PT-SC ◆◆ 17W-WH ◆◆ 17HZ-WH ◆◆ 17WHZ-WH ◆◆ 17WHZ-ABZ ◆◆	Cone - Clear Alzak® Cone - Gold Alzak® Cone - Black Alzak® Cone - Pewter Alzak® Cone - Gloss White Cone - Haze Cone - Wheat Haze Cone - Wheat Haze	50W PAR20/R20
 10-WH 10-BL 10-SC 10-ABZ	Push-In Flush Gimbal Ring Push-In Flush Gimbal Ring Push-In Flush Gimbal Ring Push-In Flush Gimbal Ring	50W PAR20
 18-WH 18-SC	Mini Eyeball Mini Eyeball	60W PAR16
 19-WH	Mini Eyeball	25W R14, 40W R16 (intermediate screw base)
 11-WH ◆	Drop Opal	30W R20, 50W PAR20, 40W K19
 12W-WH ◆ 12W-SC ◆ 12W-ABZ ◆	Shower Trim, perimeter frosted lens center Shower Trim, perimeter frosted lens center Shower Trim, perimeter frosted lens center	50W R20, 50W PAR20 with 1" socket extender #T599
 16-WH	Scoop Wall Wash	25W R14, 40W R16 (intermediate screw base)

FOR GU10 BASE LAMPS (MUST USE GU10-WHIP)

 440-WH 440-BL 440-SC 440-ABZ	Push-In Flush Gimbal Ring Push-In Flush Gimbal Ring Push-In Flush Gimbal Ring Push-In Flush Gimbal Ring	50W MR16/PAR16/ES16 (120V GU10 Base)
 445-WH	Adj. Slot Aperture	50W MR16/ES16 (120V GU10 Base)
 446-WH	Adj. Scoop Wall Wash	50W MR16/ES16 (120V GU10 Base)
 448-WH 448-SC	Eyeball with Black Baffle Eyeball with Black Baffle	(120V GU10 Base)
 10-WH 10-BL 10-SC 10-ABZ	Push-In Flush Gimbal Ring Push-In Flush Gimbal Ring Push-In Flush Gimbal Ring Push-In Flush Gimbal Ring	50W PAR20/75W ES20 (120V GU10 Base)
 GU10-WHIP	GU10 Socket Whip	

Cat. No.	Description	Max. Lamp Rating
 4101-WH ◆ 4101-SC ◆ 4101-ABZ ◆	Beveled Dome Shower Beveled Dome Shower Beveled Dome Shower	50W PAR/R20
 4102-WH ◆ 4102-SC ◆ 4102-ABZ ◆	Beveled Shower Beveled Shower Beveled Shower	50W PAR/R20
 4103FROST-WH 4103FROST-SC	Beveled Cylinder Beveled Cylinder	50W PAR/R20
 4104HZ-SC 4104WHZ-ABZ	Beveled Cone Beveled Cone	50W PAR/R20
 4180FROST	Solid Glass Collar	50W PAR/R20
 4181CLEAR ◆	All Glass Shower	50W PAR/R20

SQUARE TRIMS/LAMPS

Cat. No.	Description	Max. Lamp Rating
 175SQ-HZ-WH ◆◆	Square Downlight - Haze Reflector	50W PAR20, 50W R20
 175SQ-W-WH ◆◆	Square Downlight - White Reflector	
 175SQ-B-WH ◆◆	Square Downlight - Black Alzak Reflector	
 175SQ-WHZ-WH ◆◆	Square Downlight - Wheat Haze Reflector	
 135SQ-WH	Square Pinhole	50W PAR20, 30W R20
 4405SQ-WH 4405SQ-BL	Square Flush Gimbal	50W MR16 120V GU10 Base (Requires GU10-WHIP) 35° Vertical Adjustment
 125SQ-W-WH ◆	Square Frosted Lens with Clear Center	50W PAR20, 50W R20

Trim Size: 5" O.D.

Trim Finish: ABZ - Classic Aged Bronze, BL - Black, GP - Graphite, PW - Plastic White (Polycarbonate material shower trim), SC - Satin Chrome, SL - Silver, WH - White.

Alzak is a registered trademark of Alcoa Corp.

Note: In Canada when insulation is present, Type IC fixtures must be used.

 JUNO IC housings meet IECC Energy Code requirements per ASTM E283. Air-Loc® rated trims are pre-gasketed for minimum air leakage with IC housings.

◆ UL Listed for use in wet location.

◆◆ UL Listed for use in wet location with outdoor rated lamp.