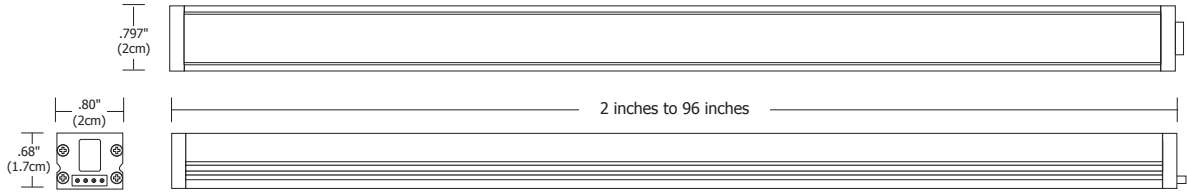


# SURFACE MOUNT LIGHT CHANNEL 2.3W, 12V HIGH OUTPUT, PREMIUM CRI (80+)



Warm White with 61° White Diffuser Lens		
Distance	Beam	Foot Candles
12in	15"	58 FC
18in	21"	34 FC
24in	29"	24 FC
36in	42"	13 FC

Warm White with 26° Clear Diffuser Lens		
Distance	Beam	Foot Candles
12in	7"	115 FC
18in	10"	72 FC
24in	13"	50 FC
36in	16"	28 FC

### Description:

The Light Channel Surface Mount LED features the 12 volt Soft Strip Premium (SS2P) inside a slim aluminum extrusion. The 61 degree white diffuser lens projects a clean line of light and eliminates LED dots, while the clear lens provides maximum light levels. The linear system is sold in 2 inch increments up to 96 inches and includes mounting clips every 2 feet. Fixtures can be linked end-to-end with plug-in or flexible connectors for maximum of 25 feet before refeeding the power.

At only 2.3 watts per foot, each foot of Light Channel contains 36 warm-white, high (80+) CRI LEDs for excellent color rendering. The surface mount fixtures are powered by a 60 watt power supply, which is dimmable with an electronic low voltage dimmer. Includes a 6 foot power feed cable. Fixture includes a 5 year warranty.

### Applications:

Indoor Only - Task lighting, under/above cabinet, cove, retail, closets  
Surface Mount Light Channel is identified for use in the storage area of a closet per NEC Article 410.16(A)(3) and 410.16(C)(5).

Fixture is ETL listed for dry location for closet use with clothing and complies with UL Standard 2108



### Lamp:

36 warm white (3,000K) LEDs per foot, 80+CRI  
LED lamps consume 2.3 watts per foot delivering 115 lumens

### Average Lamp Life:

32,000 hours

### Power Supply:

60 watt, 120 volt input, 12 volt DC output **TEB-60L-12DC**

### Dimming:

Dimmable with low voltage electronic dimmer using power supply above.

See power supply spec sheet for additional details.

Lutron: Diva #**DVELV-300P**; Skylark #**SELV-300P**;

Maestro #**MAELV-600** are recommended

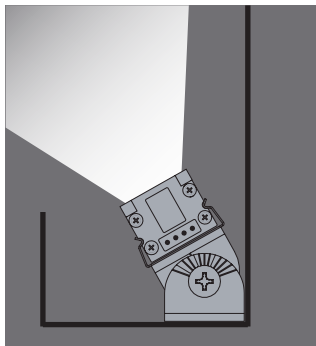
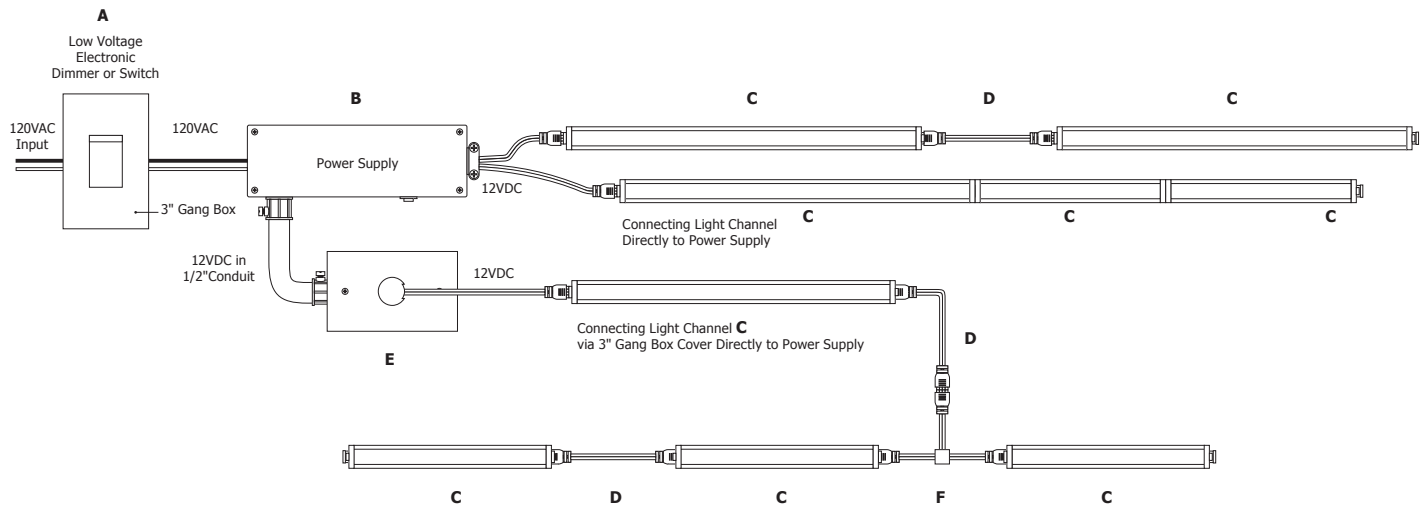
System	Voltage	Length in Inches	Color Temperature	Finish
<b>LCSM</b>	<b>12V</b>	<b>58</b>	<b>DWW</b>	<b>SA</b>
<small>LCSM Light Channel Surface Mount</small>	<small>12V 12 Volt</small>	<small>2-96 Order in 2 inch increments up to 96 inches (quick ship 12, 24, 36, 48 &amp; 96)</small>	<small>DWW Diffuser Lens Warm White (3,000K) CWW Clear Lens Warm White (3,000K)</small>	<small>SA Satin Aluminum</small>

PROJECT:

FIXTURE TYPE:

DATE:

- Application:** Electronic low-voltage dimming for 2.3W/12V LightChannel
- Power Supply:** 60 watt, 120 volt input, 12 volt DC output **TEB-60L-12DC**
- Dimming:** Dimmable with low voltage electronic dimmer using power supply above. See power supply spec sheet for additional details.  
Lutron: Diva #**DVELV-300P**; Skylark #**SELV-300P**;  
Maestro #**MAELV-600** dimmers are recommended



Cove with Clip

- A. Lutron Dimmers  
Diva **DVELV-300P** or Skylark **SELV-300P**
- B. 60W 12VDC Power Supply  
**TEB-60L-12DC**
- C. Light Channel Surface Mount  
**LCSM-12V-\_-\_-**
- D. Flexible connector order to length  
**LC-CFX-\_-**
- E. Optional: 3" Rectangle Canopy Cover **3RE-WH** or  
4" Round Canopy Cover **4RD-WH** or  
Splice Box **1RB-WH**
- F. 3" Flexible T-Connector  
**SS-CFXT-3IN**

PROJECT:

FIXTURE  
TYPE:

DATE: