

Reflector Trim	Frame-In Kit
8086 CLW Clear Iridescence Free, White Flange 8086 CLP Clear Iridescence Free, Polished Flange 8086 CL Clear Iridescence Free, Molded Trim Ring 8086 <input type="checkbox"/> Add suffix. See options for other finishes.	S7218HU 7" aperture, 2 lamp 18W Quad Tube CFL (120/277V) 2-pin and 4-pin S7226HU 7" aperture, 2 lamp 26W Quad Tube CFL (120/277V) 2-pin and 4-pin Dimming Options: S7218H <input type="checkbox"/> or S7226H <input type="checkbox"/> CU3 Lightolier PowerSpec 3% Dimming (120/277V) J2LD3 Lutron 5% Dimming (277V) J1MX Mark 10 Dimming (120V) Other dimming product available, please consult factor

Features

- 1. Downlight Wall Washer Reflector:** 16 ga. Specular Alzak® aluminum, 55° lamp cutoff to lamp and lamp image. Provides vertical surface wall wash and downlighting. Iridescence Free finish. Self-flanged or flangeless with molded white trim ring (field paintable).
- 2. Socket Cup:** Snaps onto reflector neck to assure consistently correct optical alignment without tools.
- 4. Retaining Springs:** Precision-tooled steel friction springs secure reflector to mounting frame for quick, tool-less installation.
- 5. Mounting Brackets:** 16 ga. steel. Adjust from inside of fixture. Use 3/4" or 1 1/2" lathing channel, 1/2" EMT, or optional mounting bars.
- 6. Ballast/J-Box:** Outboard mounted to reduce heat transfer and maintain lamp efficacy and life. Service from below without tools.

Electrical

Note: For ballast electrical data and latest lamp/ballast compatibility refer to "Ballast" specification sheet for complete electrical data.

UL listed for through branch circuit wiring with max of (8) No. 12 AWG, 90° C supply conductors.

Options and Accessories

Comfort Clear™ Finishes ¹	Other Finishes
Clear CCL	White WH
Diffuse CCD	
Champagne Bronze CCZ	

¹Specify desired flange
W White, **P** Polished
 Blank - Molded Ring

Options and Accessories (continued)

Emergency	Add suffix EM*
Chicago Plenum	Add suffix LC
Existing/Thk. Ceiling	FA EC7*
Emergency Ltg. Kit	FA EM3E* (4 pin) FA EM4E* (4 pin) FA EM2T* (2 pin)
Fuse (Slow Blow)	Add Suffix F
*See Spec. Sheets: FAEC, FAEM	
Mounting Bars & Accessories; see Specification Sheet MBA.	
Sloped Ceiling Adapters; see Specification Sheet SCA	

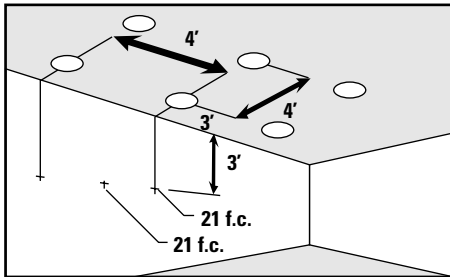
Labels

UL listed for damp locations, I.B.E.W.

Job Information	Type:
Job Name:	
Cat. No.:	
Lamp(s):	
Notes:	

631 Airport Road, Fall River, MA 02720 • (508) 679-8131 • Fax (508) 674-4710
 We reserve the right to change details of design, materials and finish.
 www.lightolier.com © 2009 Philips Group • B0209

Lighting Data



EXAMPLE: With multiple clear reflector units located 3' from wall and 4' on center, (matching downlights 4' on center), the illumination on the wall 3' down from the ceiling is 21 f.c. beneath and between fixtures.

Footcandles On Wall From Multiple Units 26W Quad Tube - Clear And Clear If Reflector

Units 2 Feet From Wall

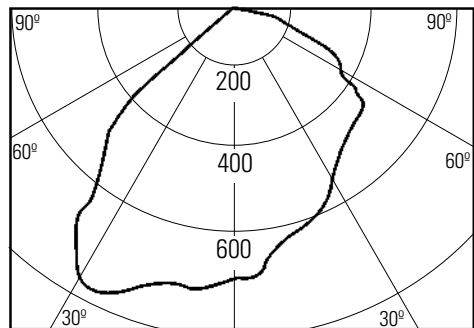
	← 2' →			← 3' →			← 4' →			
Distance From Ceiling, Ft.	1	57	55	57	45	30	45	43	16	43
	2	60	63	60	41	39	41	36	24	36
	3	50	54	50	31	36	31	23	25	23
	4	41	43	41	27	31	27	20	23	20
	5	31	32	31	22	24	22	17	19	17
	6	23	13	23	17	18	17	13	15	13
	7	17	17	17	13	14	13	10	11	10
	8	13	13	13	10	10	10	8	9	8
	9	10	10	10	8	8	8	6	7	6

Units 3 Feet From Wall

	← 3' →			← 4' →			← 5' →			← 6' →			
Distance From Ceiling, Ft.	1	16	14	16	12	8	12	11	5	11	10	3	10
	2	30	30	30	25	21	25	24	15	24	23	11	23
	3	27	29	27	21	21	21	18	15	18	16	11	16
	4	24	26	24	17	19	17	13	15	13	11	11	11
	5	22	23	22	16	18	16	12	14	12	10	12	10
	6	19	20	19	14	16	14	11	13	11	9	11	9
	7	16	16	16	12	13	12	10	11	10	9	10	9
	8	13	13	13	11	11	11	9	10	9	8	8	8
	9	11	11	11	9	9	9	8	8	8	6	7	6

Footcandles values are averaged and rounded off and are based on a minimum of five units.

Candlepower Distribution



Downlight Side Wall Wash Side
Downlight Spacing Ratio = 1.1

Coefficients Of Utilization

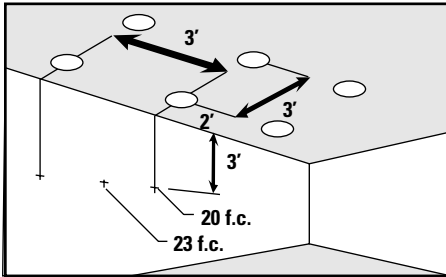
		% Effective Ceiling Cavity Reflectance								
		80			50			10		
Room Cavity Ratio		% Wall Reflectance								
		50	30	10	50	30	10	50	30	10
1	.54	.52	.51	.51	.50	.49	.47	.46	.46	
2	.49	.47	.44	.47	.45	.43	.44	.42	.41	
3	.45	.42	.39	.43	.40	.38	.40	.38	.37	
4	.41	.37	.35	.39	.36	.34	.37	.35	.33	
5	.37	.34	.31	.36	.33	.31	.34	.32	.30	
6	.34	.30	.28	.33	.30	.27	.31	.29	.27	
7	.31	.27	.25	.30	.26	.24	.28	.26	.24	
8	.28	.24	.22	.27	.24	.22	.26	.23	.21	
9	.26	.22	.19	.25	.21	.19	.24	.21	.19	
10	.23	.19	.17	.22	.19	.17	.22	.19	.17	

20% Floor Cavity Reflectance

Job Information **Type:**

631 Airport Road, Fall River, MA 02720 • (508) 679-8131 • Fax (508) 674-4710
 We reserve the right to change details of design, materials and finish.
 www.lightolier.com © 2009 Philips Group • B0209

Lighting Data



EXAMPLE: With multiple clear reflector units located 2' from wall and 3' on center, (matching downlights 3' on center), the illumination on the wall 3' down from the ceiling is 20 f.c. beneath and 23 f.c. between fixtures.

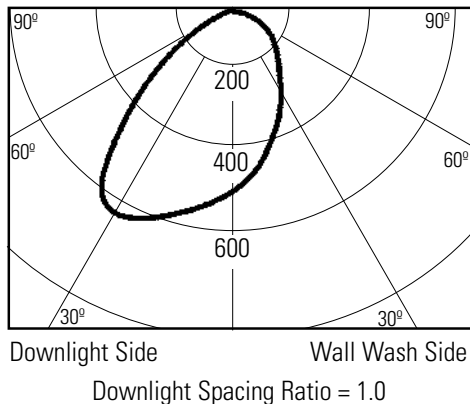
Footcandles On Wall From Multiple Units 18W Quad Tube - Clear and Clear IF Reflector

		Units 2 Feet From Wall								
		← 2' →			← 3' →			← 4' →		
Distance From Ceiling, Ft.	1	42	41	42	33	23	33	31	11	31
	2	39	42	39	25	28	25	21	18	21
	3	33	34	33	20	23	20	14	17	14
	4	28	28	28	19	20	19	14	16	14
	5	22	22	22	16	17	16	12	13	12
	6	16	17	16	12	13	12	10	11	10
	7	12	12	12	10	10	10	8	8	8
	8	9	9	9	7	8	7	6	6	6
	9	7	7	7	6	6	6	5	5	5

		Units 3 Feet From Wall											
		← 3' →			← 4' →			← 5' →			← 6' →		
Distance From Ceiling, Ft.	1	12	11	12	10	6	10	8	4	8	8	2	8
	2	21	22	21	17	16	17	16	12	16	16	8	16
	3	18	19	18	13	15	13	11	11	11	10	9	10
	4	16	16	16	11	13	11	8	10	8	7	8	7
	5	14	15	14	10	11	10	8	9	8	7	8	7
	6	13	13	13	10	10	10	8	9	8	7	7	7
	7	11	11	11	9	9	9	7	8	7	6	7	6
	8	9	9	9	8	8	8	6	7	6	5	6	5
	9	8	8	8	6	7	6	5	6	5	5	5	5

Footcandle values are averaged and rounded off and are based on a minimum of five units.

Candlepower Distribution



Coefficients of Utilization

		% Effective Ceiling Cavity Reflectance								
		80			50			10		
		% Wall Reflectance								
		50	30	10	50	30	10	50	30	10
Room Cavity Ratio	1	.57	.55	.54	.54	.52	.51	.50	.49	.48
	2	.52	.49	.47	.49	.47	.46	.46	.45	.44
	3	.47	.44	.42	.45	.43	.41	.43	.41	.39
	4	.43	.40	.37	.42	.39	.37	.39	.37	.36
	5	.40	.36	.33	.38	.35	.33	.36	.34	.32
	6	.36	.33	.30	.35	.32	.29	.33	.31	.29
	7	.33	.29	.27	.32	.29	.26	.31	.28	.26
	8	.30	.26	.24	.29	.26	.24	.28	.25	.23
	9	.28	.24	.21	.27	.23	.21	.26	.23	.21
	10	.25	.21	.19	.24	.21	.19	.23	.21	.18

20% Floor Cavity Reflectance

Job Information **Type:** _____

631 Airport Road, Fall River, MA 02720 • (508) 679-8131 • Fax (508) 674-4710
 We reserve the right to change details of design, materials and finish.
 www.lightolier.com © 2009 Philips Group • B0209