

# LINE-VOLTAGE PENDANTS/SUSPENSION

## Echo Pendant



### DESCRIPTION

Transparent cylinder shade over a white case glass cylinder. Black satin nickel, and white finish options highlighted with three satin nickel cylinder details and clear cable; antique bronze finish highlighted with three antique bronze cylinder details and brown cable. Available in two sizes: large and small. Large includes 120 volt, 75 watt or equivalent A19 medium base lamp or 18 watt GX24Q-2 base triple tube compact fluorescent lamp (electronic ballast included). Small includes 120 volt, 60 watt mini candelabra base lamp. Fixture is provided with six feet of field-cutable cable. Incandescent version dimmable with standard incandescent dimmer.

### INSTALLATION

This product can mount to either a 4" square electrical box with round plaster ring or an octagon electrical box.

### OTHER

TD includes 4.5" Round Canopy.  
Antique Bronze and Black Finish Only Available on TD.  
CF277 Lamp Only Available on TD.

### ACCESSORIES & OPTICAL CONTROLS

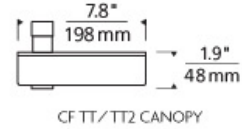
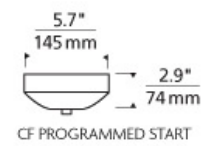
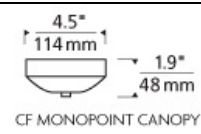
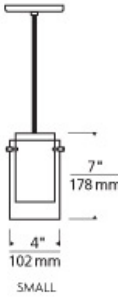
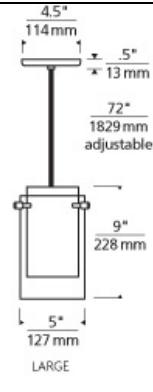
Line-voltage Swag Hook

### WEIGHT

1.3lb / 0.59kg ±



steel blue



### ORDERING INFORMATION

700 SYSTEM	ECP	SHAPE OR SIZE	COLOR	FINISH	LAMP
TD	LINE-VOLTAGE PENDANTS/SUSPENSION	LARGE	A AMBER	Z ANTIQUE BRONZE	INCANDESCENT 120V
TT	SINGLE-CIRCUIT T-TRAK	SMALL	Q AQUAMARINE	B BLACK	-CF COMPACT FLUORESCENT 120V
TT2	TWO-CIRCUIT T-TRAK		C CLEAR	S SATIN NICKEL	-CF277 COMPACT FLUORESCENT 277V
			B HAVANA BROWN	W WHITE	- COMPACT FLUORESCENT PROGRAMMED START 120V-PSUNV 277V
			S SMOKE		
			U STEEL BLUE		

Compact Fluorescent available with large version only.

For use on Halo\*, Juno\* or Lightolier\* 120 volt single-circuit track, order as follows:

**Incandescent:** Order pendant as **700TD** and order appropriate [120V Track Adapter](#)

**Compact Fluorescent:** Substitute 700TD with one of the following: **700TH** (fits Halo\*), **700TJ** (fits Juno\*) or **700TI** (fits Lightolier\*) and by substituting the finish with one of the following: **BZ** (Black/Antique Bronze), **BS** (Black/Satin Nickel), **WZ** (White/Antique Bronze) or **WS** (White/Satin Nickel).

\*Tech Lighting is not affiliated, nor is it endorsed by any of the companies listed nor does Tech Lighting distribute any of their products.



700 \_\_\_\_ ECP \_\_\_\_\_

FIXTURE TYPE: \_\_\_\_\_

JOB NAME: \_\_\_\_\_

NOTES: \_\_\_\_\_

\_\_\_\_\_

\_\_\_\_\_