

IBISS Head LED

ARCHITECTURAL HEAD



SINGLE FLOOD - EDGE LIT



DOUBLE FLOOD - EDGE LIT



SINGLE WALL WASH



DOUBLE WALL WASH

SPECIFICATIONS	SINGLE	DOUBLE
Input voltage:	12 volts	12 volts
Output:	617 lms	1056 lms
Power consumption:	15 watts*	26.7 watts*
Color temperature:	2700K or 3000K	
CRI:	80	
Life:	50,000 hrs 70%	
Dimming:	To 10% with low-voltage electronic or magnetic dimmer	
Warranty:	5 years	

*Includes canopy power consumption

DESCRIPTION

Constructed of die cast aluminum, the IBISS heads are designed to celebrate what's achievable with LED resulting in a form that would never be possible with traditional lamping.

SYSTEM

Available for FreeJack, MonoRail and Wall Monorail. For use on T~TRAK, order FreeJack version and T~TRAK FreeJack LED Connector (sold separately).

FINISH

Satin Nickel and Antique Bronze.

LAMP

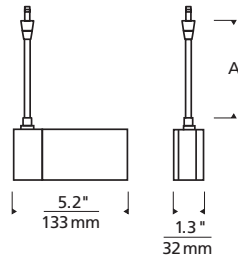
Dedicated 15 watt or 26.7 watt LED assembly.

POWER SUPPLY

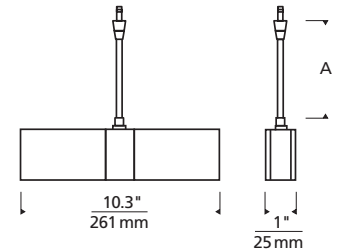
Integrated LED driver. Dimmable with low-voltage electronic dimmer. To be used on a 12 volt Tech Lighting system or with a T~TRAK FJ connector. As a general rule when using the IBISS Head, we do not recommend using greater than 33% of the maximum wattage specified for the low-voltage transformer due to the inrush current requirements. For assistance in calculations, please contact our Technical Support Department.

IBISS Head LED

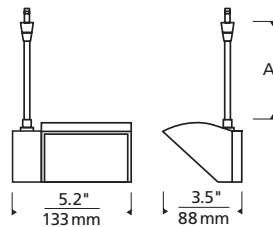
ARCHITECTURAL HEAD



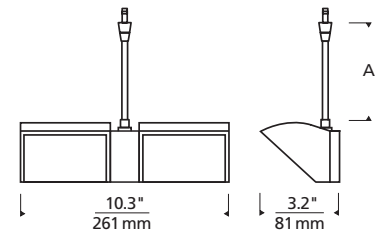
SINGLE FLOOD



DOUBLE FLOOD



SINGLE WALL WASH



DOUBLE WALL WASH

ORDERING INFORMATION

700	SYSTEM	IBIS	FORM	STYLE	LAMP	LENGTH (A)	FINISH
	FJ	FREEJACK	FE	FLOOD	S SINGLE (10W)	L2	Z ANTIQUE
	MP	MONOPOINT*		EDGE LIT	D DOUBLE (20W)	L2	BRONZE
	MO	MONORAIL	FS	FLOOD		L3	S SATIN NICKEL
	WMO	WALL MONORAIL**	WW	SOLID WALL WASH			
700	_____	IBIS	_____	_____	_____	_____	_____

* INCLUDES 4" ROUND FLUSH CANOPY.

** FOR SINGLE HEAD, USE UP TO 12" MAXIMUM LENGTH, AND FOR DOUBLE HEAD USE UP TO 6" MAXIMUM LENGTH. NOT RECOMMENDED FOR SINGLE WALL WASH.

700 _____ IBIS _____

FIXTURE TYPE: _____

JOB NAME: _____

Tech Lighting

lighting facts[®]
A Program of the U.S. DOE

Light Output (Lumens) **617**

Watts **15**

Lumens per Watt (Efficacy) **41**

Color Accuracy
Color Rendering Index (CRI) **81**

Light Color
Correlated Color Temperature (CCT) **3219 (Bright White)**

2700K 3000K 4500K 6500K

All results are according to IESNA LM-79-2008. Approved Method for the Electrical and Photometric Testing of Solid-State Lighting. The U.S. Department of Energy (DOE) verifies product test data and results.

Visit www.lightingfacts.com for the Label Reference Guide.

Registration Number: YKL8-PV2412 (9/25/2012)
Model Number: 700 FJ IBISSFES L3065
Type: Track light



7400 Linder Avenue T 847.410.4400
Skokie, Illinois 60077 F 847.410.4500

www.techlighting.com

IBISS LED HEAD AWARDS

