

UPHORIA™ LED PAR

LED PAR20, PAR30, PAR30LN & PAR38

Ushio America's Uphoria™ LED PAR lamps combine the classic styling of traditional PAR lamps with the advanced technology of Chip-on-Board (COB) LEDs and custom designed optics. This provides a light-weight, energy saving, dimmable LED lamp with the form, fit and function of a traditional halogen PAR lamp.

These dimmable LED PAR lamps are designed to replicate the shape and light output of halogen PAR lamps, but offer serious energy-saving benefits. These PAR lamps utilize tightly-binned, Japanese-made Chip On Board COB LEDs and an advanced optical design with multi-faceted reflectors for superior beam control and reduced glare. This allows for the reduction of striations and shadows often found in the beam patterns of lamps with multiple LEDs.

Uphoria LED PARs also have a special thermal design that allows air to flow through the inside and outside of the lamp and over the heat sink to maintain proper thermal management of the LEDs. This maintains a quality light output while ensuring long life. This unique air flow design cools the lamp without the use of unappealing heat sink fins or expensive and energy consuming internal fans.

Ushio America is proud to stand behind these ENERGY STAR certified LED lamps with a 5-year warranty.

All Uphoria LED PAR Lamps operate on 120V with Warm White (2700K and 3000K) color temperatures. They are available in Narrow Flood and Flood beam angles in PAR20, PAR30 (SN & LN) and PAR38 lamp types.

FEATURES & BENEFITS:

- Energy Saving
- Dimmable
- Direct Replacement for Halogen PAR Lamps
- Chip On Board LED for Better Beam Control
- Unique Optical Design for Improved Beam Photometry
- Special Air Cooling Design for Premium Thermal Management Without Fins or Fans
- Wet Location Rated for PAR30LN and PAR38
- Long Life: 40,000 Hours
- Application Friendly: UV Free & IR Free
- Environmentally Friendly: Mercury Free, Lead Free & RoHS Compliant
- 5-Year Warranty

Qualifications:



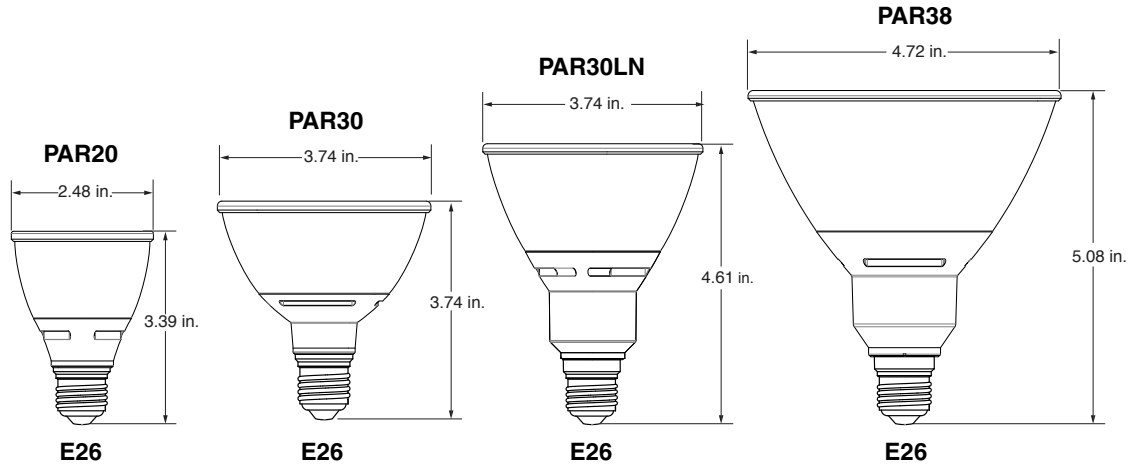
USHIO



APPLICATIONS:

- Recessed Lighting
- Track Lighting
- Display Lighting
- Accent Lighting
- Art Gallery & Museum Lighting
- Office Lighting
- Hospitality Lighting

UPHORIA™ LED PAR



Watts (W)	Ordering Code	Lamp Description	Bulb Type	Volts (V)	Color Temp (K)	Beam Angle	Lumens* (lm)	Max CP* (cd)	CRI	Avg** Life (h)	Case Qty
8	1003913	8W LED PAR20, NFL25, WW27	PAR20	120	2700	25°	460	1526	80+	40000	12
8	1003912	8W LED PAR20, FL40, WW27	PAR20	120	2700	40°	490	789	80+	40000	12
8	1003870	8W LED PAR20, FL40, WW30	PAR20	120	3000	40°	490	827	80+	40000	12
14	1003911	14W LED PAR30LN, NFL25, WW27	LNP30	120	2700	25°	800	2910	80+	40000	6
14	1003910	14W LED PAR30LN, FL40, WW27	LNP30	120	2700	40°	800	1440	80+	40000	6
14	1003871	14W LED PAR30LN, NFL25, WW30	LNP30	120	3000	25°	835	3025	80+	40000	6
14	1003872	14W LED PAR30LN, FL40, WW30	LNP30	120	3000	40°	850	1648	80+	40000	6
14.5	1003905	14.5W LED PAR30, NFL25, WW27	PAR30	120	2700	25°	800	3028	80+	40000	6
14.5	1003914	14.5W LED PAR30, FL40, WW27	PAR30	120	2700	40°	800	1322	80+	40000	6
14.5	1003873	14.5W LED PAR30, NFL25, WW30	PAR30	120	3000	25°	850	3254	80+	40000	6
14.5	1003874	14.5W LED PAR30, FL40, WW30	PAR30	120	3000	40°	850	1332	80+	40000	6
16	1003906	16W LED PAR38, FL40, WW27	PAR38	120	2700	40°	950	1800	80+	40000	6
16	1003875	16W LED PAR38, NFL25, WW30	PAR38	120	3000	25°	1000	4617	80+	40000	6
16	1003876	16W LED PAR38, FL40, WW30	PAR38	120	3000	40°	970	1721	80+	40000	6
19	1003909	19W LED PAR38, NFL25, WW27	PAR38	120	2700	25°	1200	4263	80+	40000	6
19	1003908	19W LED PAR38, FL40, WW27	PAR38	120	2700	40°	1200	2559	80+	40000	6
19	1003877	19W LED PAR38, NFL25, WW30	PAR38	120	3000	25°	1250	4424	80+	40000	6
19	1003878	19W LED PAR38, FL40, WW30	PAR38	120	3000	40°	1250	2665	80+	40000	6

* Photometric data is based on LM-79 tests.

** Average life based on 70% lumen maintenance. LM-80 data available.

Electrical Specifications:

Driver: High Efficiency

Power Factor: 8W-13W = 0.70 / 18W = 0.90

Dimming: See www.ushio.com for dimmer compatibility options.

Photometrics 2700K

Item 1003913

ø(ft)	H(ft)	E(fc)
1.4	3.3	141.80
2.8	6.6	35.44
4.1	9.8	15.75
5.5	13.1	8.86
6.9	16.4	5.67
25°		8W
8W LED PAR20, NFL25 WW27		

Item 1003911

ø(ft)	H(ft)	E(fc)
1.1	3.3	333.60
2.3	6.6	83.39
3.4	9.8	37.06
4.5	13.1	20.85
5.7	16.4	13.34
25°		14W
14W LED PAR30LN, NFL25 WW27		

Item 1003905

ø(ft)	H(ft)	E(fc)
1.3	3.3	281.80
2.6	6.6	70.44
3.8	9.8	31.31
5.1	13.1	17.61
6.4	16.4	11.27
25°		14.5W
14.5W LED PAR30, NFL25 WW27		

Item 1003909

ø(ft)	H(ft)	E(fc)
1.5	3.3	395.30
3.0	6.6	98.82
4.5	9.8	43.92
6.0	13.1	24.71
7.4	16.4	15.81
25°		19W
19W LED PAR38, NFL25 WW27		

Item 1003912

ø(ft)	H(ft)	E(fc)
2.3	3.3	73.30
4.7	6.6	18.33
7.0	9.8	8.14
9.3	13.1	4.58
11.7	16.4	2.93
40°		8W
8W LED PAR20, FL40 WW27		

Item 1003910

ø(ft)	H(ft)	E(fc)
2.0	3.3	134.40
4.0	6.6	33.59
6.0	9.8	14.93
8.1	13.1	8.40
10.1	16.4	5.37
40°		14W
14W LED PAR30LN, FL40 WW27		

Item 1003914

ø(ft)	H(ft)	E(fc)
2.3	3.3	122.90
4.7	6.6	30.71
7.0	9.8	13.65
9.3	13.1	6.68
11.6	16.4	4.91
40°		14.5W
14.5W LED PAR30, FL40 WW27		

Item 1003906

ø(ft)	H(ft)	E(fc)
2.2	3.3	115.62
4.5	6.6	28.90
6.7	9.8	12.85
9.0	13.1	7.23
11.2	16.4	4.62
40°		16W
16W LED PAR38, FL40 WW27		

Item 1003908

ø(ft)	H(ft)	E(fc)
2.2	3.3	239.00
4.3	6.6	59.76
6.4	9.8	26.56
8.5	13.1	14.94
10.7	16.4	9.56
40°		19W
19W LED PAR38, FL40 WW27		

Photometrics 3000K

Item 1003871

ø(ft)	H(ft)	E(fc)
1.4	3.3	284.10
2.8	6.6	71.04
4.2	9.8	31.57
5.5	13.1	17.76
6.9	16.4	11.37
25°		14W
14W LED PAR30LN, NFL25 WW30		

Item 1003873

ø(ft)	H(ft)	E(fc)
1.3	3.3	302.30
2.6	6.6	75.57
3.9	9.8	33.59
5.2	13.1	18.89
6.5	16.4	12.09
25°		14.5W
14.5W LED PAR30, NFL25 WW30		

Item 1003875

ø(ft)	H(ft)	E(fc)
1.3	3.3	428.90
2.5	6.6	107.20
3.8	9.8	47.66
5.0	13.1	26.81
6.3	16.4	17.16
25°		16W
16W LED PAR38, NFL25 WW30		

Item 1003877

ø(ft)	H(ft)	E(fc)
1.4	3.3	420.20
2.8	6.6	150.00
4.3	9.8	46.69
5.7	13.1	26.26
7.1	16.4	16.81
25°		19W
19W LED PAR38, NFL25 WW30		

Item 1003870

ø(ft)	H(ft)	E(fc)
2.3	3.3	77.06
4.6	6.6	19.27
6.9	9.8	8.56
9.3	13.1	4.81
11.6	16.4	3.08
40°		8W
8W LED PAR20, FL40 WW30		

Item 1003872

ø(ft)	H(ft)	E(fc)
2.0	3.3	153.10
4.0	6.6	38.27
6.0	9.8	17.01
8.0	13.1	9.57
10.0	16.4	6.12
40°		14W
14W LED PAR30LN, FL40 WW30		

Item 1003874

ø(ft)	H(ft)	E(fc)
2.4	3.3	123.70
4.7	6.6	30.93
7.1	9.8	13.75
9.4	13.1	7.73
11.8	16.4	4.95
40°		14.5W
14.5W LED PAR30, FL40 WW30		

Item 1003876

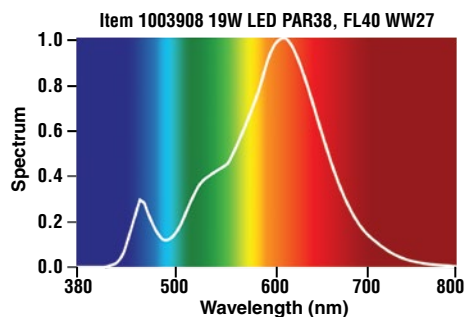
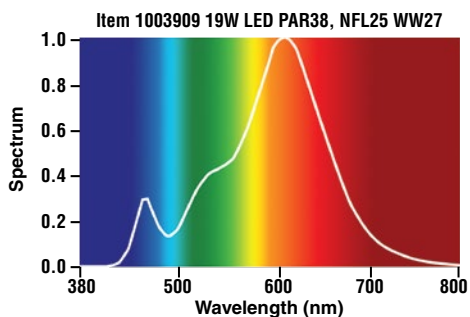
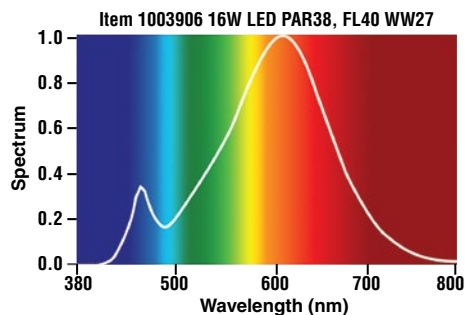
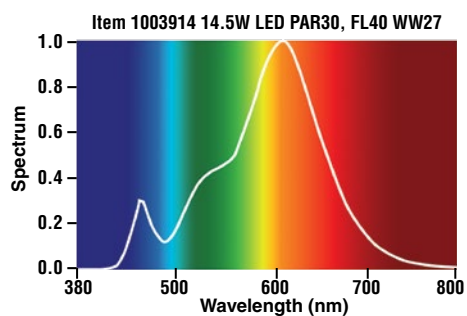
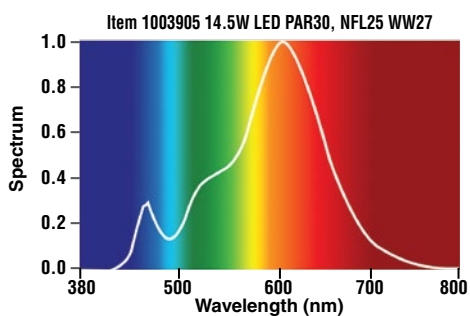
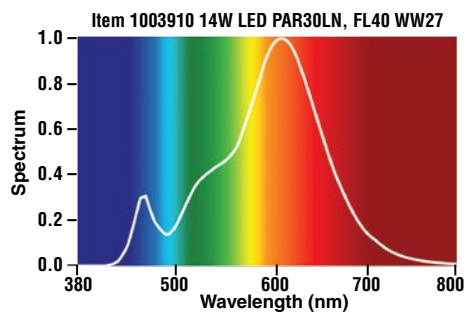
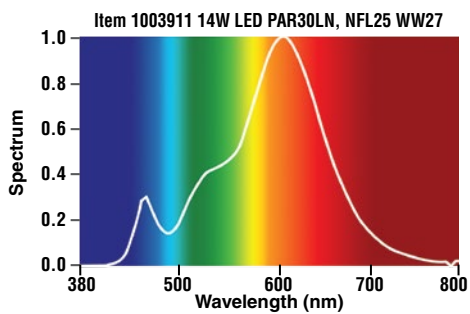
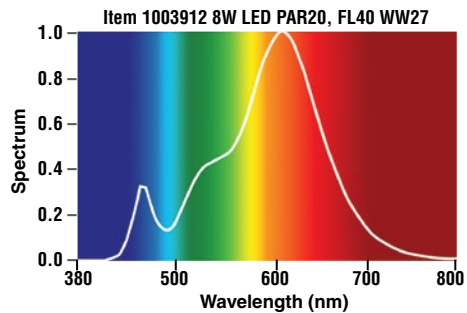
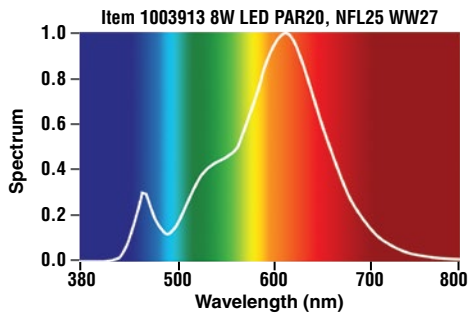
ø(ft)	H(ft)	E(fc)
2.3	3.3	160.40
4.7	6.6	40.11
7.0	9.8	17.83
9.4	13.1	10.03
11.7	16.4	6.42
40°		16W
16W LED PAR38, FL40 WW30		

Item 1003878

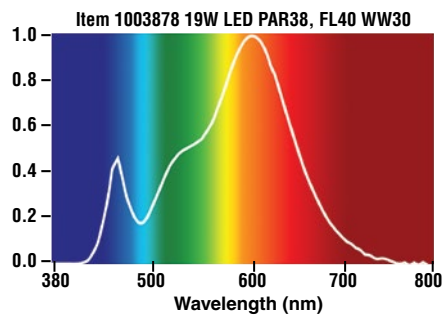
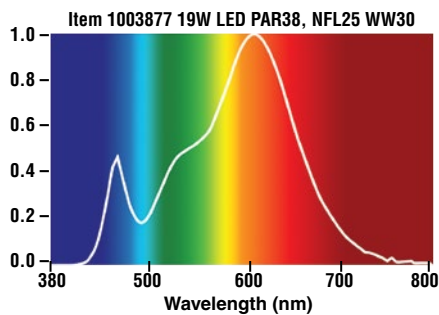
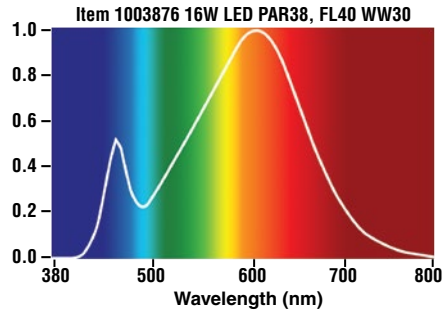
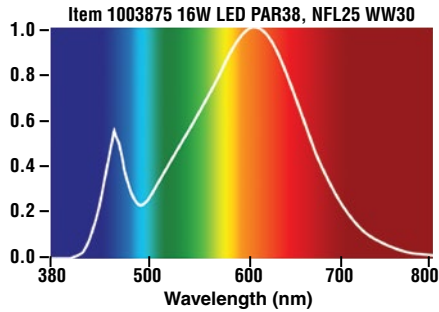
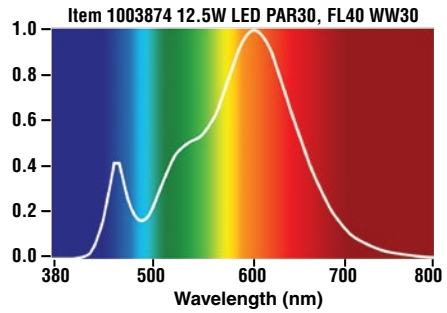
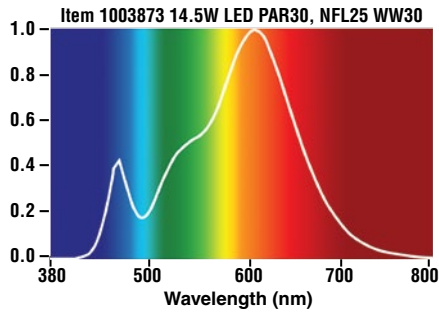
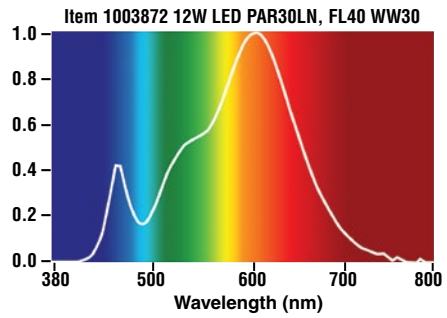
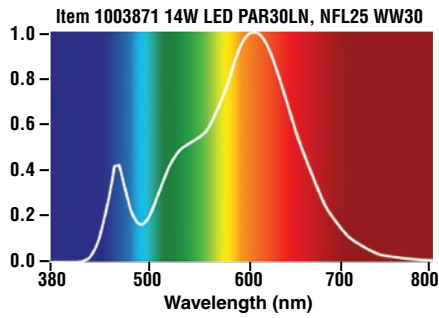
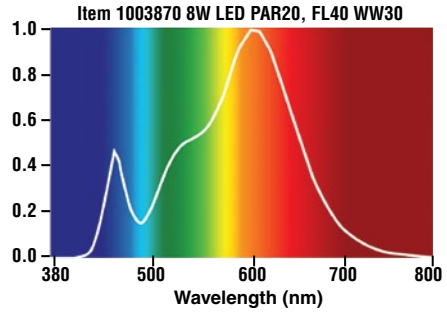
ø(ft)	H(ft)	E(fc)
2.1	3.3	247.50
4.3	6.6	61.89
6.4	9.8	27.51
8.6	13.1	15.47
10.7	16.4	9.90
40°		19W
19W LED PAR38, FL40 WW30		

UPHORIA™ LED PAR

Spectral Distribution Charts 2700K



Spectral Distribution Charts 3000K



Lighting Facts 2700K

Item 1003913
8W LED PAR20, NFL25 WW27

Lighting Facts/ Faits d'éclairage	
Per Bulb/Par l'ampoule	
Brightness/Luminosité	460 lumens
Estimated Yearly Energy Cost/ Coût énergétique annuel estimé	\$0.96
Based on 3 hrs/day, 11¢/kWh. Cost depends on rates and use. /Basé sur 3 heures/jour, 11¢/kWh. Les coûts dépendent du tarif et de la fréquence d'utilisation.	
Life/Vie	36 years/ans
Based on 3 hrs/day. /Basé sur 3 heures/jour.	
Light Appearance/Apparence de l'éclairage	
Warm/Chaud	Cool/Froid
2700K	
Energy Used/Énergie utilisée	8 watts

Item 1003912
8W LED PAR20, FL40 WW27

Lighting Facts/ Faits d'éclairage	
Per Bulb/Par l'ampoule	
Brightness/Luminosité	490 lumens
Estimated Yearly Energy Cost/ Coût énergétique annuel estimé	\$0.96
Based on 3 hrs/day, 11¢/kWh. Cost depends on rates and use. /Basé sur 3 heures/jour, 11¢/kWh. Les coûts dépendent du tarif et de la fréquence d'utilisation.	
Life/Vie	36 years/ans
Based on 3 hrs/day. /Basé sur 3 heures/jour.	
Light Appearance/Apparence de l'éclairage	
Warm/Chaud	Cool/Froid
2700K	
Energy Used/Énergie utilisée	8 watts

Item 1003911
14W LED PAR30LN, NFL25 WW27

Lighting Facts/ Faits d'éclairage	
Per Bulb/Par l'ampoule	
Brightness/Luminosité	800 lumens
Estimated Yearly Energy Cost/ Coût énergétique annuel estimé	\$1.69
Based on 3 hrs/day, 11¢/kWh. Cost depends on rates and use. /Basé sur 3 heures/jour, 11¢/kWh. Les coûts dépendent du tarif et de la fréquence d'utilisation.	
Life/Vie	36 years/ans
Based on 3 hrs/day. /Basé sur 3 heures/jour.	
Light Appearance/Apparence de l'éclairage	
Warm/Chaud	Cool/Froid
2700K	
Energy Used/Énergie utilisée	14 watts

Item 1003910
14W LED PAR30LN, FL40 WW27

Lighting Facts/ Faits d'éclairage	
Per Bulb/Par l'ampoule	
Brightness/Luminosité	800 lumens
Estimated Yearly Energy Cost/ Coût énergétique annuel estimé	\$1.69
Based on 3 hrs/day, 11¢/kWh. Cost depends on rates and use. /Basé sur 3 heures/jour, 11¢/kWh. Les coûts dépendent du tarif et de la fréquence d'utilisation.	
Life/Vie	36 years/ans
Based on 3 hrs/day. /Basé sur 3 heures/jour.	
Light Appearance/Apparence de l'éclairage	
Warm/Chaud	Cool/Froid
2700K	
Energy Used/Énergie utilisée	14 watts

Item 1003905
14.5W LED PAR30, NFL25 WW27

Lighting Facts/ Faits d'éclairage	
Per Bulb/Par l'ampoule	
Brightness/Luminosité	800 lumens
Estimated Yearly Energy Cost/ Coût énergétique annuel estimé	\$1.75
Based on 3 hrs/day, 11¢/kWh. Cost depends on rates and use. /Basé sur 3 heures/jour, 11¢/kWh. Les coûts dépendent du tarif et de la fréquence d'utilisation.	
Life/Vie	36 years/ans
Based on 3 hrs/day. /Basé sur 3 heures/jour.	
Light Appearance/Apparence de l'éclairage	
Warm/Chaud	Cool/Froid
2700K	
Energy Used/Énergie utilisée	14.5 watts

Item 1003914
14.5W LED PAR30, FL40 WW27

Lighting Facts/ Faits d'éclairage	
Per Bulb/Par l'ampoule	
Brightness/Luminosité	800 lumens
Estimated Yearly Energy Cost/ Coût énergétique annuel estimé	\$1.75
Based on 3 hrs/day, 11¢/kWh. Cost depends on rates and use. /Basé sur 3 heures/jour, 11¢/kWh. Les coûts dépendent du tarif et de la fréquence d'utilisation.	
Life/Vie	36 years/ans
Based on 3 hrs/day. /Basé sur 3 heures/jour.	
Light Appearance/Apparence de l'éclairage	
Warm/Chaud	Cool/Froid
2700K	
Energy Used/Énergie utilisée	14.5 watts

Item 1003906
16W LED PAR38, FL40 WW27

Lighting Facts/ Faits d'éclairage	
Per Bulb/Par l'ampoule	
Brightness/Luminosité	950 lumens
Estimated Yearly Energy Cost/ Coût énergétique annuel estimé	\$1.93
Based on 3 hrs/day, 11¢/kWh. Cost depends on rates and use. /Basé sur 3 heures/jour, 11¢/kWh. Les coûts dépendent du tarif et de la fréquence d'utilisation.	
Life/Vie	36 years/ans
Based on 3 hrs/day. /Basé sur 3 heures/jour.	
Light Appearance/Apparence de l'éclairage	
Warm/Chaud	Cool/Froid
2700K	
Energy Used/Énergie utilisée	16 watts

Item 1003909
19W LED PAR38, NFL25 WW27

Lighting Facts/ Faits d'éclairage	
Per Bulb/Par l'ampoule	
Brightness/Luminosité	1200 lumens
Estimated Yearly Energy Cost/ Coût énergétique annuel estimé	\$2.29
Based on 3 hrs/day, 11¢/kWh. Cost depends on rates and use. /Basé sur 3 heures/jour, 11¢/kWh. Les coûts dépendent du tarif et de la fréquence d'utilisation.	
Life/Vie	36 years/ans
Based on 3 hrs/day. /Basé sur 3 heures/jour.	
Light Appearance/Apparence de l'éclairage	
Warm/Chaud	Cool/Froid
2700K	
Energy Used/Énergie utilisée	19 watts

Item 1003908
19W LED PAR38, FL40 WW27

Lighting Facts/ Faits d'éclairage	
Per Bulb/Par l'ampoule	
Brightness/Luminosité	1200 lumens
Estimated Yearly Energy Cost/ Coût énergétique annuel estimé	\$2.29
Based on 3 hrs/day, 11¢/kWh. Cost depends on rates and use. /Basé sur 3 heures/jour, 11¢/kWh. Les coûts dépendent du tarif et de la fréquence d'utilisation.	
Life/Vie	36 years/ans
Based on 3 hrs/day. /Basé sur 3 heures/jour.	
Light Appearance/Apparence de l'éclairage	
Warm/Chaud	Cool/Froid
2700K	
Energy Used/Énergie utilisée	19 watts

Lighting Facts 3000K

Item 1003870
8W LED PAR20 FL40, WW30

**Lighting Facts/
Faits d'éclairage**
Per Bulb/Par l'ampoule

Brightness/Luminosité	490 lumens
Estimated Yearly Energy Cost/ Coût énergétique annuel estimé	\$0.96
Based on 3 hrs/day, 11¢/kWh. Cost depends on rates and use. /Basé sur 3 heures/jour, 11¢/kWh. Les coûts dépendent du tarif et de la fréquence d'utilisation.	
Life/Vie	36 years/ans
Based on 3 hrs/day. /Basé sur 3 heures/jour.	
Light Appearance/Apparence de l'éclairage	
Warm/Chaud	Cool/Froid
3000K	
Energy Used/Énergie utilisée	8 watts

Item 1003871
14 LED PAR30LN NFL25, WW30

**Lighting Facts/
Faits d'éclairage**
Per Bulb/Par l'ampoule

Brightness/Luminosité	835 lumens
Estimated Yearly Energy Cost/ Coût énergétique annuel estimé	\$1.69
Based on 3 hrs/day, 11¢/kWh. Cost depends on rates and use. /Basé sur 3 heures/jour, 11¢/kWh. Les coûts dépendent du tarif et de la fréquence d'utilisation.	
Life/Vie	36 years/ans
Based on 3 hrs/day. /Basé sur 3 heures/jour.	
Light Appearance/Apparence de l'éclairage	
Warm/Chaud	Cool/Froid
3000K	
Energy Used/Énergie utilisée	14 watts

Item 1003872
14W LED PAR30LN, FL40 WW30

**Lighting Facts/
Faits d'éclairage**
Per Bulb/Par l'ampoule

Brightness/Luminosité	850 lumens
Estimated Yearly Energy Cost/ Coût énergétique annuel estimé	\$1.69
Based on 3 hrs/day, 11¢/kWh. Cost depends on rates and use. /Basé sur 3 heures/jour, 11¢/kWh. Les coûts dépendent du tarif et de la fréquence d'utilisation.	
Life/Vie	36 years/ans
Based on 3 hrs/day. /Basé sur 3 heures/jour.	
Light Appearance/Apparence de l'éclairage	
Warm/Chaud	Cool/Froid
3000K	
Energy Used/Énergie utilisée	14 watts

Item 1003873
14.5W LED PAR30, NFL25 WW30

**Lighting Facts/
Faits d'éclairage**
Per Bulb/Par l'ampoule

Brightness/Luminosité	850 lumens
Estimated Yearly Energy Cost/ Coût énergétique annuel estimé	\$1.75
Based on 3 hrs/day, 11¢/kWh. Cost depends on rates and use. /Basé sur 3 heures/jour, 11¢/kWh. Les coûts dépendent du tarif et de la fréquence d'utilisation.	
Life/Vie	36 years/ans
Based on 3 hrs/day. /Basé sur 3 heures/jour.	
Light Appearance/Apparence de l'éclairage	
Warm/Chaud	Cool/Froid
3000K	
Energy Used/Énergie utilisée	14.5 watts

Item 1003874
14.5W LED PAR30 FL40, WW30

**Lighting Facts/
Faits d'éclairage**
Per Bulb/Par l'ampoule

Brightness/Luminosité	850 lumens
Estimated Yearly Energy Cost/ Coût énergétique annuel estimé	\$1.75
Based on 3 hrs/day, 11¢/kWh. Cost depends on rates and use. /Basé sur 3 heures/jour, 11¢/kWh. Les coûts dépendent du tarif et de la fréquence d'utilisation.	
Life/Vie	36 years/ans
Based on 3 hrs/day. /Basé sur 3 heures/jour.	
Light Appearance/Apparence de l'éclairage	
Warm/Chaud	Cool/Froid
3000K	
Energy Used/Énergie utilisée	14.5 watts

Item 1003875
16W LED PAR38, NFL25 WW30

**Lighting Facts/
Faits d'éclairage**
Per Bulb/Par l'ampoule

Brightness/Luminosité	1000 lumens
Estimated Yearly Energy Cost/ Coût énergétique annuel estimé	\$1.93
Based on 3 hrs/day, 11¢/kWh. Cost depends on rates and use. /Basé sur 3 heures/jour, 11¢/kWh. Les coûts dépendent du tarif et de la fréquence d'utilisation.	
Life/Vie	36 years/ans
Based on 3 hrs/day. /Basé sur 3 heures/jour.	
Light Appearance/Apparence de l'éclairage	
Warm/Chaud	Cool/Froid
3000K	
Energy Used/Énergie utilisée	16 watts

Item 1003876
16W LED PAR38, FL40 WW30

**Lighting Facts/
Faits d'éclairage**
Per Bulb/Par l'ampoule

Brightness/Luminosité	970 lumens
Estimated Yearly Energy Cost/ Coût énergétique annuel estimé	\$1.93
Based on 3 hrs/day, 11¢/kWh. Cost depends on rates and use. /Basé sur 3 heures/jour, 11¢/kWh. Les coûts dépendent du tarif et de la fréquence d'utilisation.	
Life/Vie	36 years/ans
Based on 3 hrs/day. /Basé sur 3 heures/jour.	
Light Appearance/Apparence de l'éclairage	
Warm/Chaud	Cool/Froid
3000K	
Energy Used/Énergie utilisée	16 watts

Item 1003877
19W LED PAR38, NFL25 WW30

**Lighting Facts/
Faits d'éclairage**
Per Bulb/Par l'ampoule

Brightness/Luminosité	1250 lumens
Estimated Yearly Energy Cost/ Coût énergétique annuel estimé	\$2.29
Based on 3 hrs/day, 11¢/kWh. Cost depends on rates and use. /Basé sur 3 heures/jour, 11¢/kWh. Les coûts dépendent du tarif et de la fréquence d'utilisation.	
Life/Vie	36 years/ans
Based on 3 hrs/day. /Basé sur 3 heures/jour.	
Light Appearance/Apparence de l'éclairage	
Warm/Chaud	Cool/Froid
3000K	
Energy Used/Énergie utilisée	19 watts

Item 1003878
19W LED PAR38, FL40 WW30

**Lighting Facts/
Faits d'éclairage**
Per Bulb/Par l'ampoule

Brightness/Luminosité	1250 lumens
Estimated Yearly Energy Cost/ Coût énergétique annuel estimé	\$2.29
Based on 3 hrs/day, 11¢/kWh. Cost depends on rates and use. /Basé sur 3 heures/jour, 11¢/kWh. Les coûts dépendent du tarif et de la fréquence d'utilisation.	
Life/Vie	36 years/ans
Based on 3 hrs/day. /Basé sur 3 heures/jour.	
Light Appearance/Apparence de l'éclairage	
Warm/Chaud	Cool/Froid
3000K	
Energy Used/Énergie utilisée	19 watts

CAUTION:

The lamp may not be compatible with all dimmers. Check www.ushio.com to find up to date dimmer compatibility options. Use only 120V 60Hz circuits. Do not open. No user serviceable parts inside. Use is not recommended where exposed to weather, outdoor usage requires an enclosed fixture. The device is not intended for use with emergency exit fixtures, emergency exit lights, photo controls, electric timers. Fully enclosed or recessed fixtures must contain proper ventilation. Reliable Operating temperature is -4° F to 113° F. This device complies with Part 15 of the FCC Rules. Operation is subject to the following two conditions: (1) this device may not cause harmful interference, and (2) this device must accept any interference received, including interference that may cause undesired operation.

