

ASSEMBLY INSTRUCTIONS

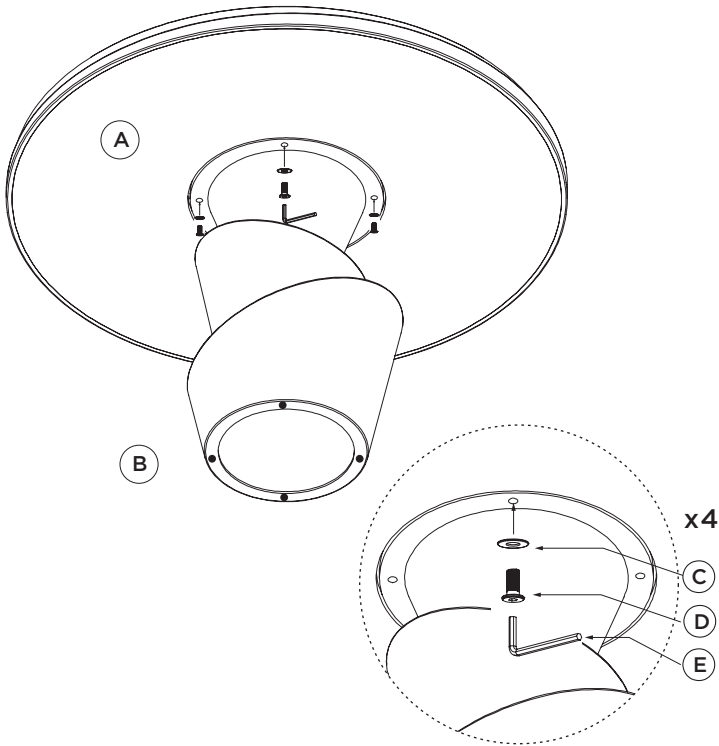
ITEM DESCRIPTION:

ITEM NO: FDS19                      NAME: FIGUEROA OUTDOOR  
ENTRY TABLE





MATERIAL TYPE:TOP by Fibercement / Leg by Fibercement

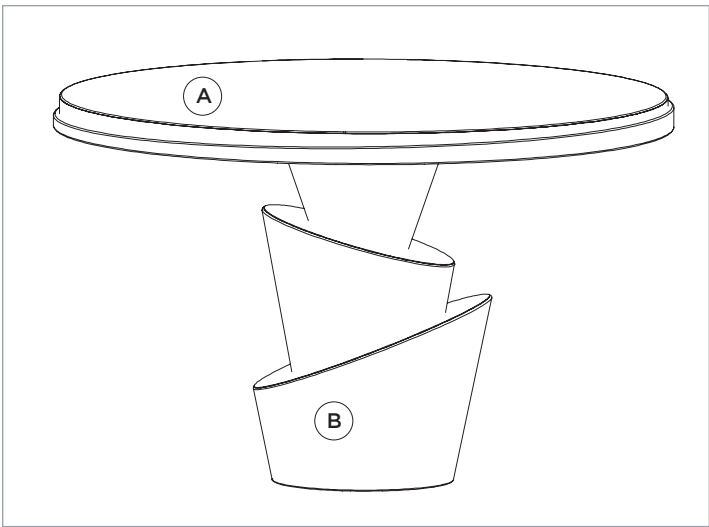
FINISH: WHITE

ITEM NET WEIGHT :112.75 lbs Top / 85.80 lbs Base



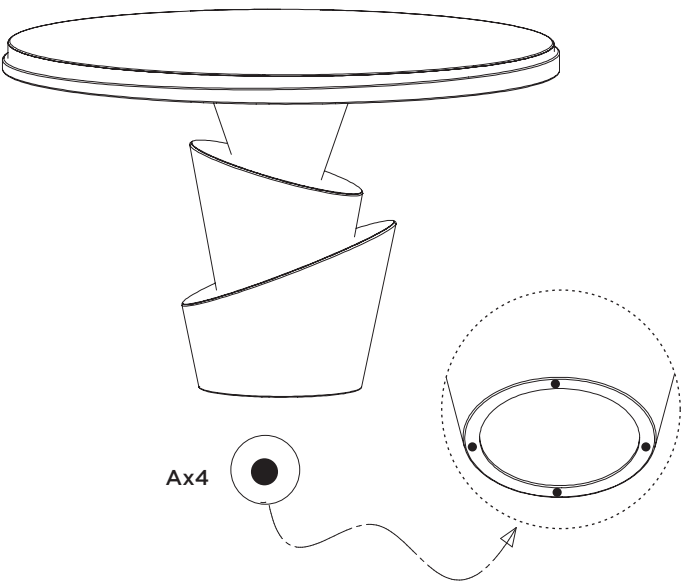
PARTS INCLUDED:

1	TOP	A		QTY: 1 Pc
2	BASE	B		QTY: 1 Pc
3	Bolt M8x30C			QTY: 4Pcs
4	Washer M6 D			QTY: 4Pcs
5	Allen Key E			QTY: 1 Pc
6	Rubber	F		30xH5mm QTY: 4 Pcs



TO ASSEMBLE

- 1.Put the base on a rug or similar to help product surface from scratching and put the table top (A) on the base (B).
2. Attach the table top (A) to the base ( B ) by flat washers (C) , bolt (D) and tighten with Allen Key ( E ).
3. Checking all bolts and make sure they are even and tighten.



CARE INSTRUCTIONS:

Wipe with a soft, dry cloth. To protect finish, avoid the use of chemicals and household cleaners.