

ASSEMBLY INSTRUCTIONS

ITEM DESCRIPTION:

ITEM NO.: DWC35

NAME: CHRISTELLE SCONCE

MATERIAL TYPE: METAL, GLASS

FINISH: ENGLISH BRONZE

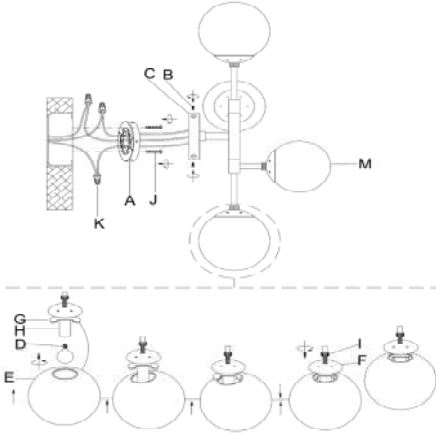
SOCKET TYPE: E12

SOCKET QTY: 4

BULB WATTAGE: 40W /CFL 9W /LED 4W

VOLTAGE: 110V-120V

ITEM NET WEIGHT: 7.2LBS



PARTS INCLUDED:

Mounting Plate (A)	Qty: 1 Pc	Canopy Screw (B)	Qty: 2 Pcs
Back Plate (C)	Qty: 1 Pc	Large Glass Sphere (E)	Qty: 2 Pcs
Metal Cap (F)	Qty: 4 Pcs	Bracket (G)	Qty: 4 Pcs
Socket (H)	Qty: 4 Pcs	Knurled Metal Ring (I)	Qty: 4 Pcs
Small Glass Sphere (M)	Qty: 2 Pcs		

HARDWARE INCLUDED:

Mounting Screws (J)	Qty: 2 Pcs
Plastic Wire Cap (K)	Qty: 3 Pcs

TOOLS NEEDED (Not Included):

1 Screwdriver

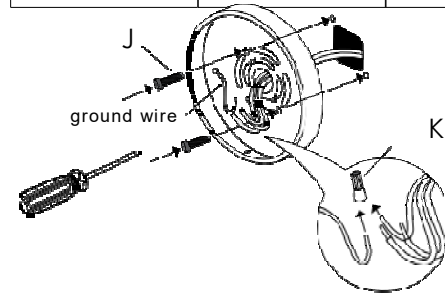
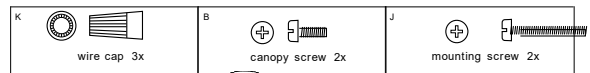
These instructions are provided for safety. It is very important that they are read carefully and completely before beginning installation.

We strongly suggest that all hard-wired fixtures must be installed by a professional electrician.



TO ASSEMBLE:

1. Shut off the main electrical supply from the main fuse box/circuit breaker.
2. Attach mounting plate(A) to wall or junction box using mounting screws (J).
3. Connect ground wire from wall to ground wire from lamp using wire caps(K).
4. Attach house wire to lamp wires as shown. Fasten the pairs together with a wire caps(K) . **DO NOT REVERSE THE HOT AND NEUTRAL CONNECTIONS OR SAFETY WILL BE COMPROMISED.**
5. Attach the Back Plate (C) to Mounting Plate (A) by inserting canopy screws (B) through predrilled holes . Tighten using screwdriver.
6. Insert 4 TYPE-G 40W or/CFL 9W or /LED 4W bulb(not included) into socket(H). **DO NOT EXCEED SPECIFIED WATTAGE OF SCONCE.**
7. Lift metal cap(F) and knurled metal ring(I) and put the bracket(G) inside the glass shade(E &M) at an angle. Put down the metal cap(F) to cover the top of the glass sphere(E &M), then tighten the knurled metal ring (I) in a clockwise direction to secure the glass sphere.
8. Restore power to junction box and test fixture.



CARE INSTRUCTIONS:

Wipe with a soft, dry cloth. To protect finish, avoid the use of chemicals and household cleaners.

For customer service questions call 1-800-338-2150

ARTERIO RS