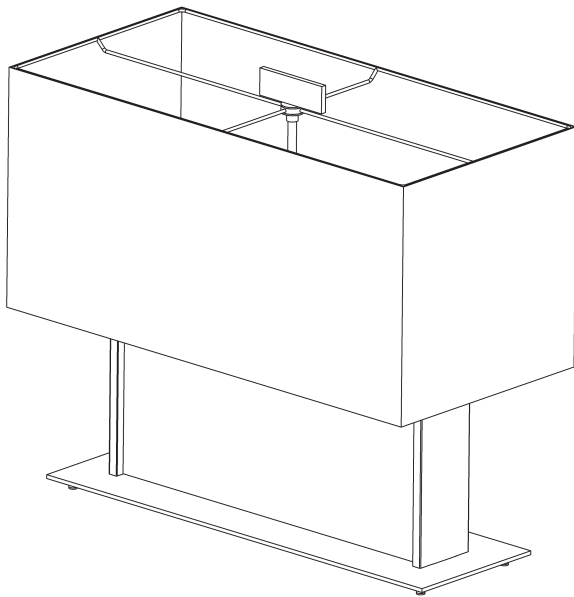


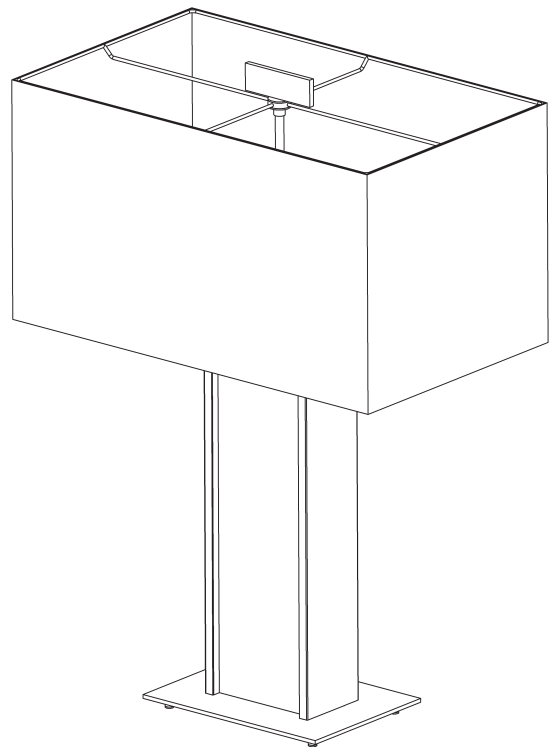
ASSEMBLY & INSTALLATION INSTRUCTIONS

C131

Horizon Console - 271201 and Table Lamp - 271202



271201 (featured)



271202



HUBBARDTON FORGE.

MODERN AMERICAN BLACKSMITHS | FINE, HAND CRAFTED LIGHTING
CASTLETON, VERMONT USA | HUBBARDTONFORGE.COM

Component Parts

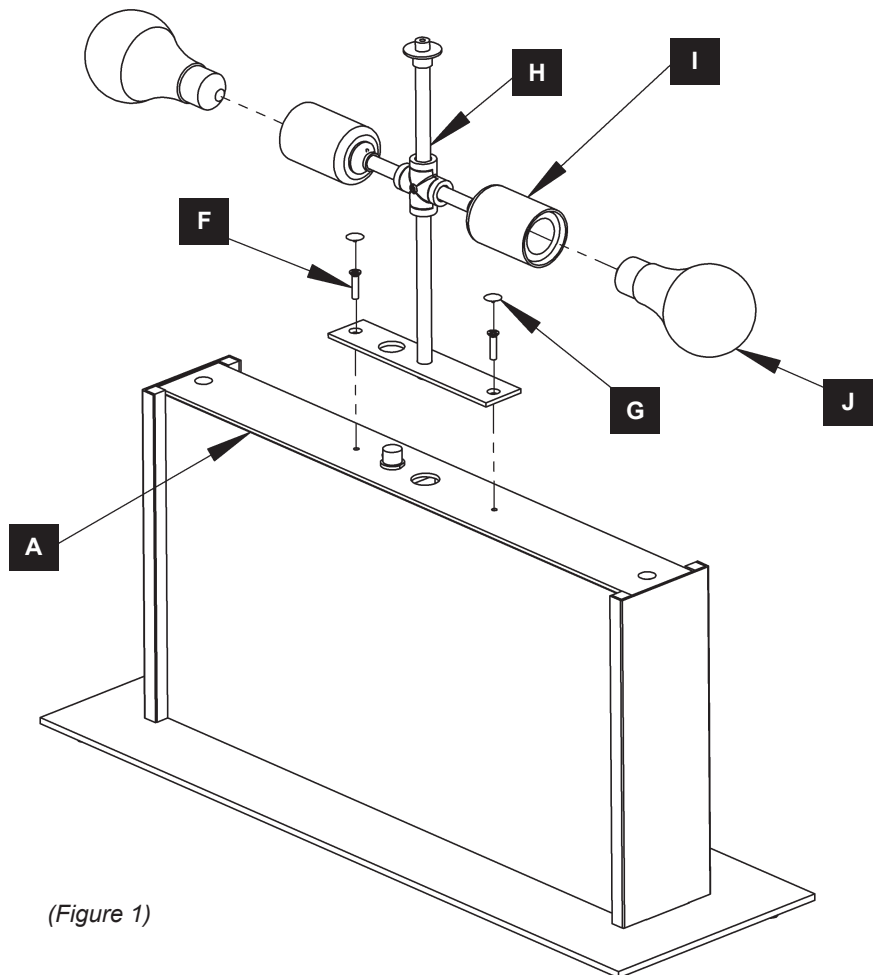
- A Fixture
- B Shade
- C Finial Washer
- D Finial
- E Wave Washers (2)
- F Screws (2)
- G Caps (2)
- H Socket Assembly
- I Socket
- J Bulb *(Not Included)*

CAUTION: FAILURE TO INSTALL THIS FIXTURE PROPERLY MAY RESULT IN SERIOUS PERSONAL INJURY OR DEATH AND PROPERTY DAMAGE. We recommend installation by a licensed electrician. This product must be installed in accordance with applicable installation code(s), by a person familiar with the construction and operation of the product and the hazards involved.*

Caution: Do not exceed maximum wattage noted on fixture. Use only recommended bulbs with fixture.

Lamp Assembly (Figure 1)

1. Carefully unpack fixture (A) and shade (B).
2. Feed wires from socket assembly (H) into fixture (A).
3. Carefully place socket assembly (H) on top of fixture (A). Be careful not to pinch the wires.
4. Align holes in socket assembly (H) with threaded holes in fixture (A).
5. Secure socket assembly (H) using screws (F).
6. Cover screws (F) with caps (G).
7. Install bulbs (J), not included, into sockets (I).
8. Continue to next page for shade installation.



(Figure 1)

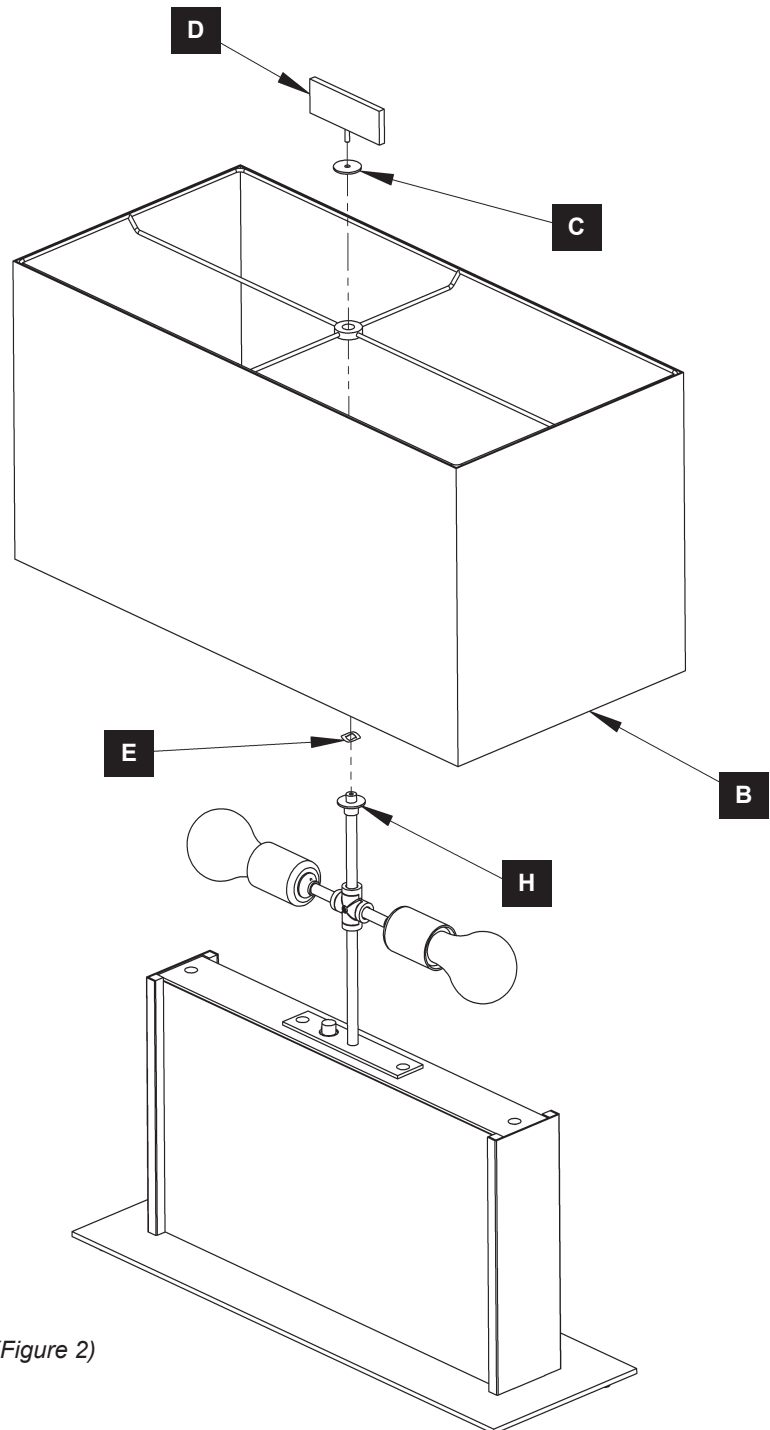
ASSEMBLY & INSTALLATION INSTRUCTIONS

C131

Horizon Console - 271201 and Table Lamp - 271202

Attach Shade (Figure 2)

1. Place wave washers (E) over top of socket assembly (H).
2. Set shade (B) on top of wave washers (E).
3. Place finial washer (C) on top of shade (B) and align holes.
4. Thread finial (D) into threaded hole of socket assembly (H) and tighten until snug. Be careful not to over tighten. *(You may need second wave washer to achieve desired orientation of finial.)*



(Figure 2)

If you need further assistance, or find that you are missing any parts, please contact the dealer from which you purchased this product. We hope you enjoy your fixture!

*** Hubbardton Forge will not be liable for injury or damage caused by improper installation, lamping or use of this fixture.**



HUBBARDTON FORGE.

MODERN AMERICAN BLACKSMITHS | FINE, HAND CRAFTED LIGHTING
CASTLETON, VERMONT USA | HUBBARDTONFORGE.COM

58947

4 OF 4