



ASSEMBLY & INSTALLATION INSTRUCTIONS

C132

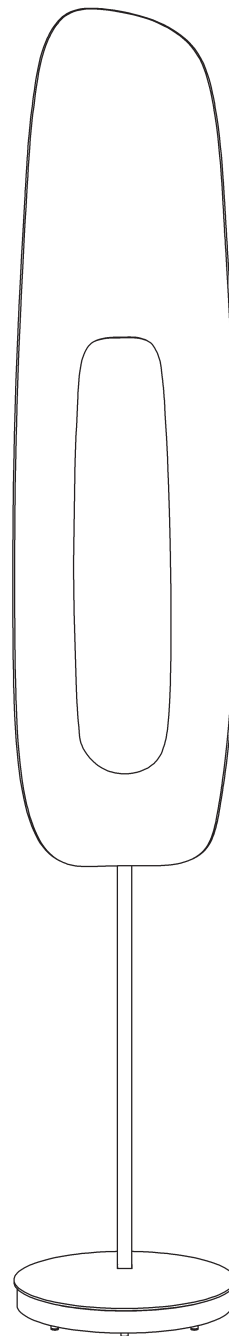
Shield Floor Lamp Short - 241201 Medium - 241202 Tall - 241203



241201



241202 (featured)



241203



HUBBARDTON FORGE.

MODERN AMERICAN BLACKSMITHS | FINE, HAND CRAFTED LIGHTING
CASTLETON, VERMONT USA | HUBBARDTONFORGE.COM

58948

1 OF 2

ASSEMBLY & INSTALLATION INSTRUCTIONS

C132

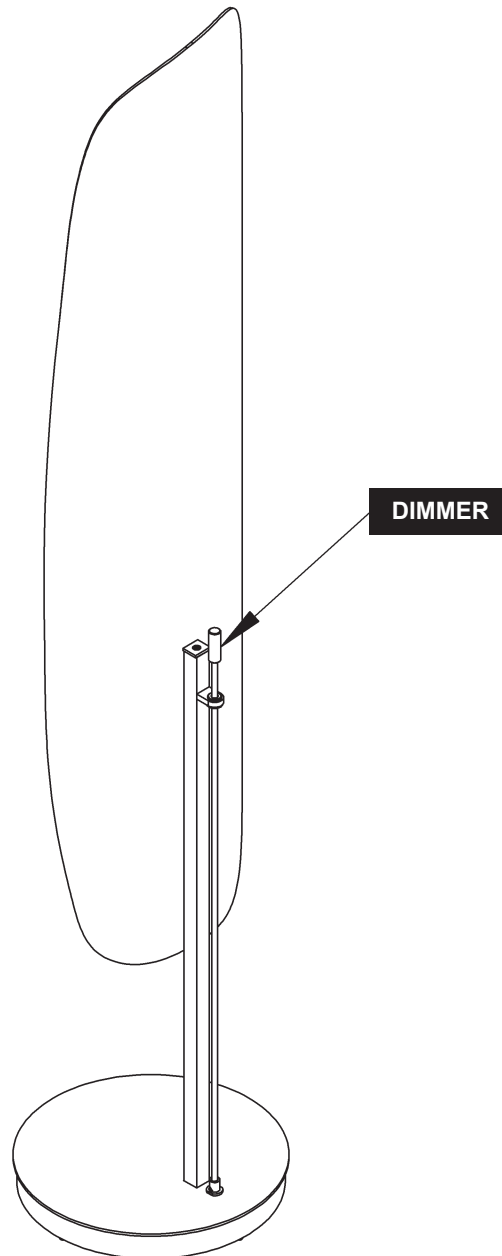
Shield Floor Lamp Short - 241201 Medium - 241202 Tall - 241203

CAUTION: FAILURE TO INSTALL THIS FIXTURE PROPERLY MAY RESULT IN SERIOUS PERSONAL INJURY OR DEATH AND PROPERTY DAMAGE. We recommend installation by a licensed electrician. This product must be installed in accordance with applicable installation code(s), by a person familiar with the construction and operation of the product and the hazards involved.*

Caution: Do not exceed maximum wattage noted on fixture. Use only recommended bulbs with fixture.

Lamp Assembly (Figure 1)

1. Carefully unpack fixture.
2. Dimmer is located in back of fixture.
3. Plug in in power cord.



(Figure 1)

If you need further assistance, or find that you are missing any parts, please contact the dealer from which you purchased this product. We hope you enjoy your fixture!

*** Hubbardton Forge will not be liable for injury or damage caused by improper installation, lamping or use of this fixture.**