

Pinpoint series


This series provides a contemporary aesthetic and functional design to your space. Available in various styles, and framed by a powder-coat finish, these high-output fixtures deliver crisp, low-glare light. Available with pivoting multi-directional* optics or traditional fixed downlight.

UPGRADE

DRY 30° SWIVEL/DIRECTIONAL* LOW-GLARE Intertek IC RATED

2700k 3000k 3500k 4000k 5000k

COLOR TEMPERATURE



*Models MSL5G-CC and MSL10G-CC only

Model	Size	Watts	Delivered lumens	LED lumens	CRI	Color °T	Voltage
MSL4-CC	3"	12 W	600 lm	880 lm	90	2700, 3000, 3500, 4000, 5000 K	120 V
MSL5-CC	7"	14 W	800 lm	1100 lm			
MSL5G-CC	7"	14 W	800 lm	1100 lm			
MSL10-CC	13"	24 W	1300 lm	2200 lm			
MSL10G-CC	13"	24 W	1300 lm	2200 lm			

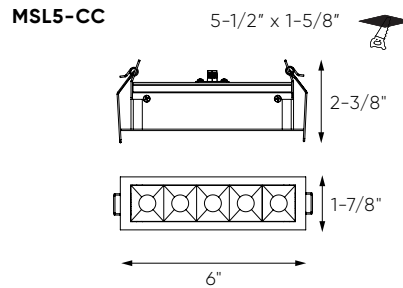
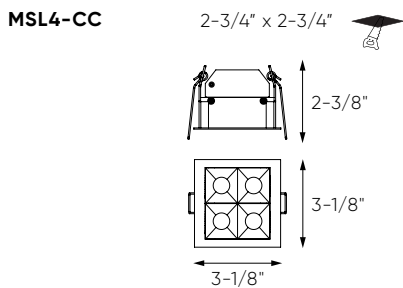
Specifications

Every fixture includes a junction box with integrated dimmable driver
 Switch-selectable CCT: 2700 K/3000 K/3500 K/4000 K/5000 K
 Can be daisy chained
 Superior LED performance and lifespan
 Regressed light source
 Aluminum construction

30 degree swivel (models MSL5G and MSL10G only)
 IC rated
 Low-glare
 Suitable for dry locations
 Refer to website for dimmer compatibility
 5-year warranty

Accessories

- RFP-MSL4**
Rough-in plate for MSL4
- RFP-MSL5**
Rough-in plate for MSL5
- RFP-MSL5G**
Rough-in plate for MSL5G
- RFP-MSL10**
Rough-in plate for MSL10
- RFP-MSL10G**
Rough-in plate for MSL10G



Finish

-  **BK** Black
-  **AWH** White

Note

Other color °T, finishes, and voltage options are available but may require MOQ's and longer lead times. Please contact your DALI representative for more information.

