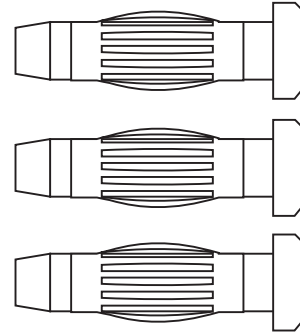


Installation Instructions for **Monorail 2 Circuit End Caps**

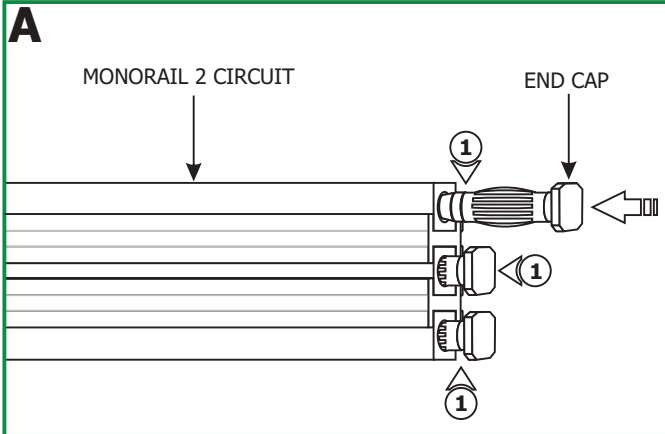
IMPORTANT INFORMATION

- This product is ETL listed for indoor dry locations.
- The product is intended to be used with Edge Lighting Monorail 2 Circuit systems only.

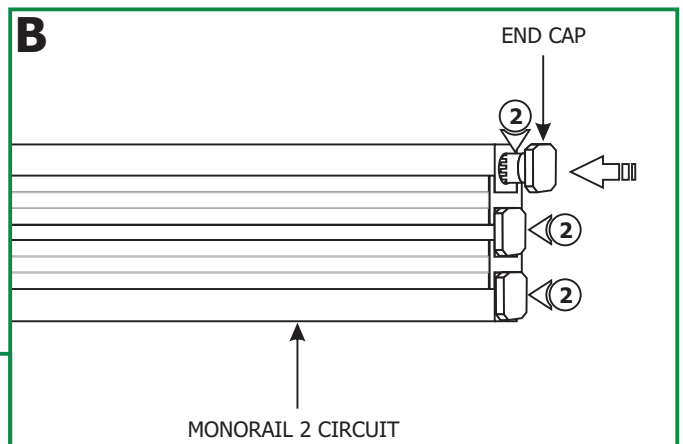
SAVE THESE INSTRUCTIONS!



Install the Monorail 2 Circuit End Caps



1: Push the end caps into the 2 Circuit Monorail end holes.



2: Tap the end caps completely into the 2 Circuit Monorail end holes.