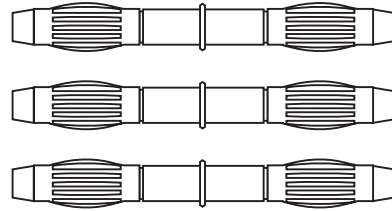


Installation Instructions for Monorail 2 Circuit Straight Conductive Connector

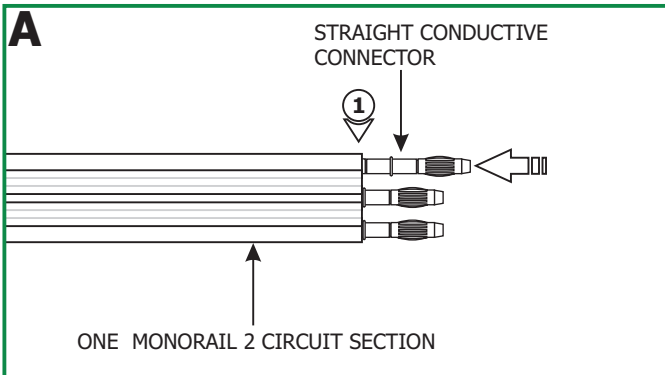
IMPORTANT INFORMATION

- This product is ETL listed for indoor dry locations.
- This product joins and electrically conducts two Monorail 2 Circuit sections end to end.
- The product is intended to be used with Edge Lighting Monorail 2 Circuit systems only.

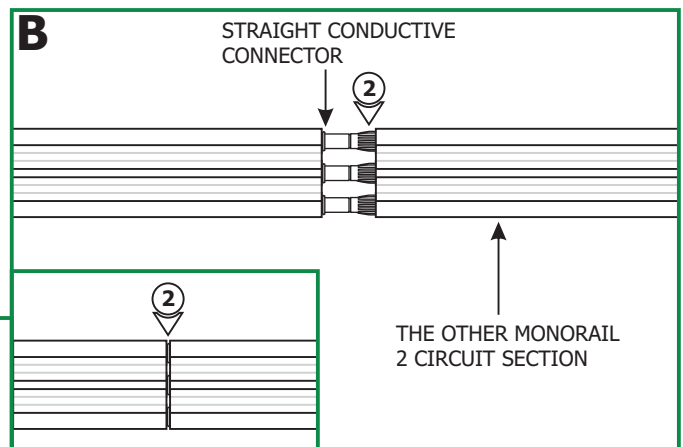
SAVE THESE INSTRUCTIONS!



Install the Monorail 2 Circuit Straight Connector



1: Push the Monorail 2 Circuit straight connector pins completely into one Monorail 2 Circuit section. **Make sure this Monorail 2 Circuit section is secured with the standoffs (Refer to the instructions provided with the standoffs).**



2: Push the other Monorail 2 Circuit section completely onto the Monorail 2 Circuit straight connector pins and simultaneously connect the Monorail 2 Circuit to the standoffs.