


JOB NAME _____

CONTACT _____

ORDERING CODE _____

ORDERING CODE		
SERIES	GX15	
DELIVERED LUMENS	15LM	1513 LM <small>Calculated Delivered Lumens = [Delivered Lumen Value] x [CCT Multiplier]</small>
CCT & LM MULTIPLIER	27K	2700K (0.98)
	30K	3000K (1.00)
	35K	3500K (1.02)
	40K	4000K (1.03)
CRI	90	90 CRI
OPTICS	20D	20 degrees (0.95)
	35D	35 degrees (0.98)
	50D	50 degrees (1.00)
VOLTAGE	120	120V
DIMMING	ELV	leading and trailing edge (Triac/ELV) dimming to 5%
MOUNTING OPTION	P	pendant, 120" flexible cord
	S	surface mount
	MP	monopoint canopy
	ECOJ	ECOJ/JUNO - single circuit
	ECOH	ECOH/HALO - single Circuit
	LGTR	Lightolier - single circuit
	ECOHP	ECO/HALO pendant - single circuit, 120" flexible cord
	ECOJP	ECOJ/JUNO pendant - single circuit, 120" flexible cord
FINISH	BK	black
	WH	white
ACCESSORIES	See the last page for details.	

GX15 3" Cylinder Standard White



ORDERING CODE _____

Follow the steps to specify your fixture, example:
GX - 15 - 15LM - 30K - 90 - 35D - 120 - ELV - ECOH - BK

FEATURES

- 3" round cylinder
- 1500 lm
- 90+ CRI
- Track, canopy, surface or pendant mount
- Black or white matte finish

MOUNTING

- ECO track / HALO® Power Trac Track, Juno® track, and Lightolier®
- Monopoint with field cuttable stem
- Surface mount or field adjustable flexible cord pendant mounting option
- ECOH pendant or JUNOH pendant mounting option

ELECTRICAL/CONTROLS

- 120Vac, 50-60Hz input, 17W
- Phase dimmable
- Leading and trailing edge (Triac/ELV) dimming to 5%
- 350° rotation, 90° tilt

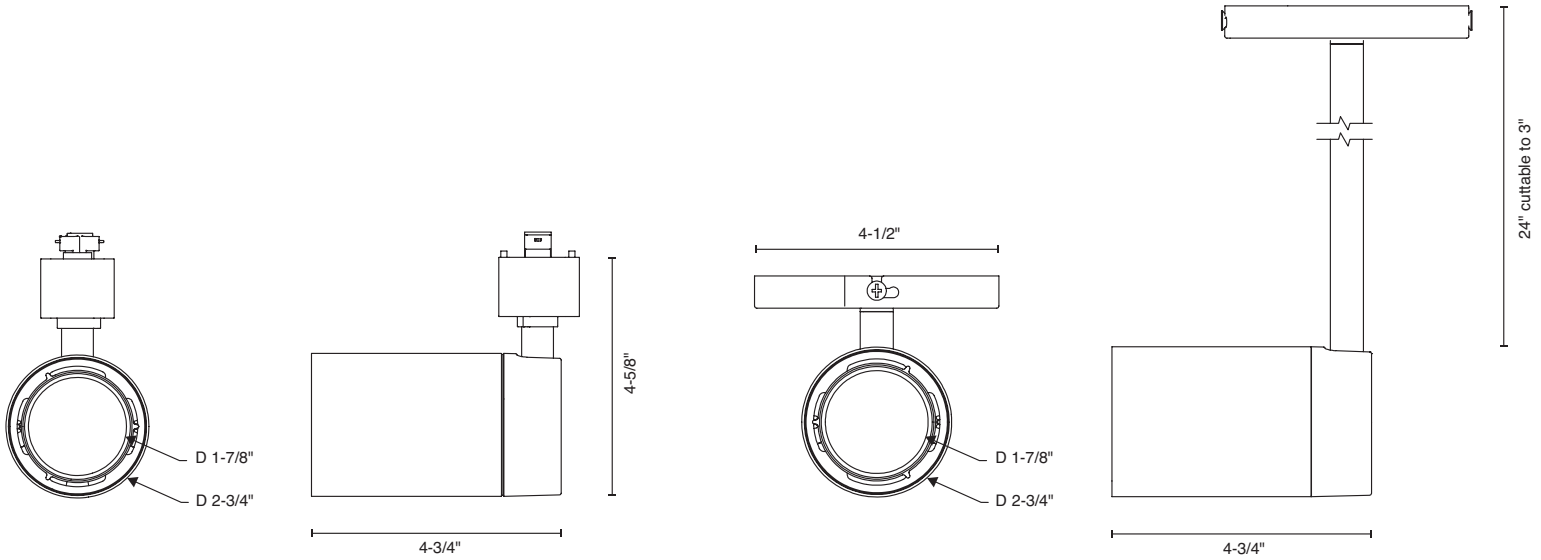
LISTING

- ETLus Listed to UL1574 (track suitable for dry locations only)
- cETL Listed to CSA C22.2 #9.0

LED INFO

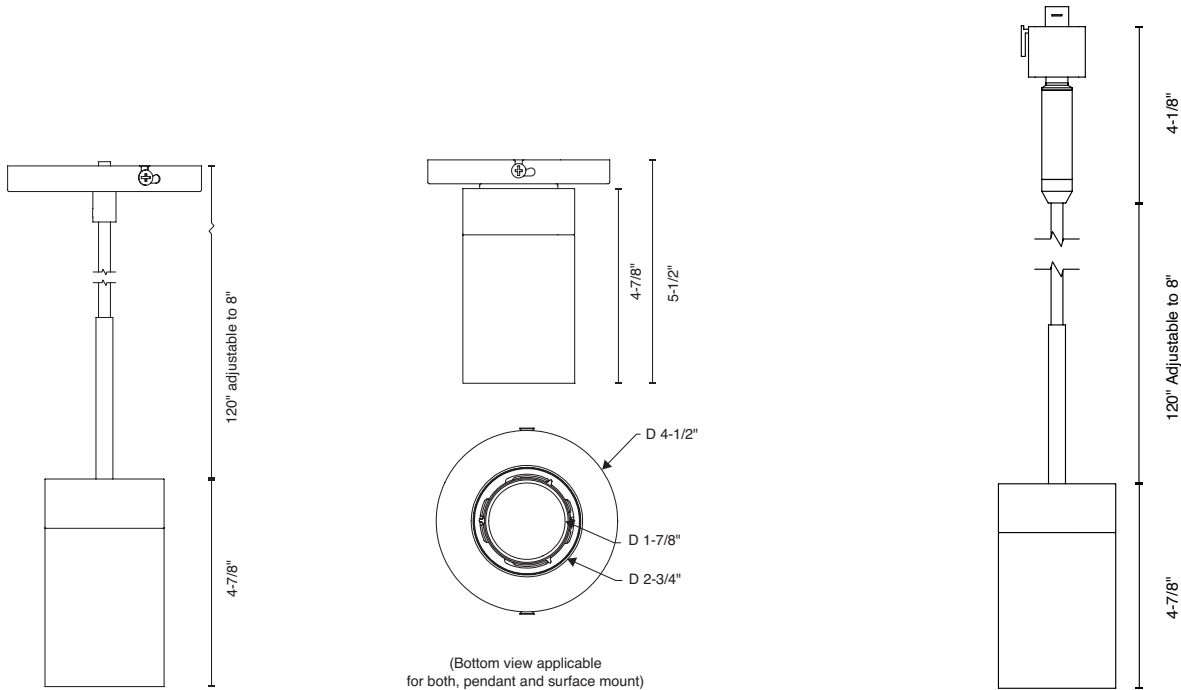
- LED: Luminus CXM-9
- SDCM: 3-step MacAdam Ellipse
- Lumen Maintenance: L₇₀ > 55,000 hrs

MOUNTING OPTIONS



**ECO/HALO® / JUNO® / LIGHTOLIER®
MOUNT**

**MONOPOINT
MOUNT**



**PENDANT
MOUNT**

**SURFACE
MOUNT**

**ECOH / ECOJ
PENDANT**

ACCESSORIES

Follow the steps to specify your fixture, example:

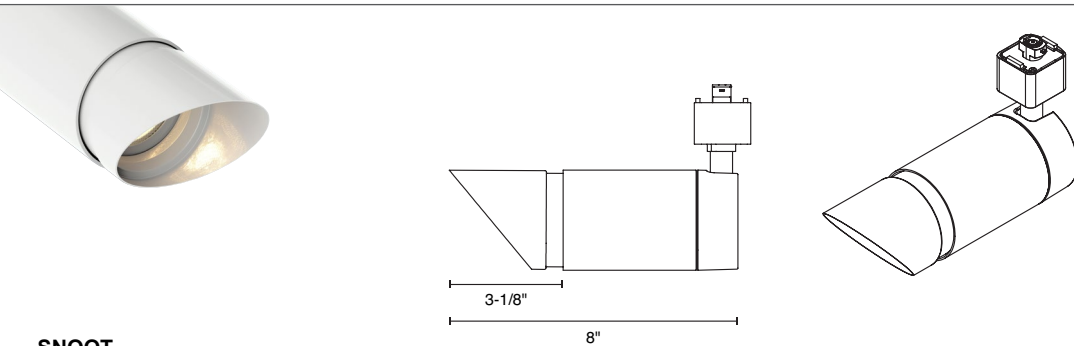
GX - 15 - 15LM - 30K - 90 - 35D - 120 - ELV - ECOH - BK - SNOOTBK

Accessories

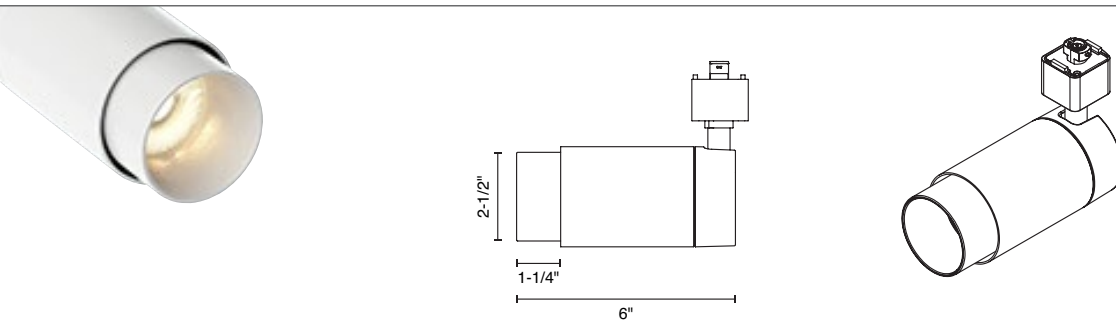
- GX-15-SNOOTBK snoot, black
- GX-15-SNOOTWH snoot, white
- GX-15-HCLBK honeycomb louver, black
- GX-15-HCLWH honeycomb louver, white
- GX-15-BDBK barn doors, black
- GX-15-BDWH barn doors, white
- GX-15-SHNTBK shroud snoot, black
- GX-15-SHNTWH shroud snoot, white

NOTE: Omit GX-15 from code when requesting accessory with fixture

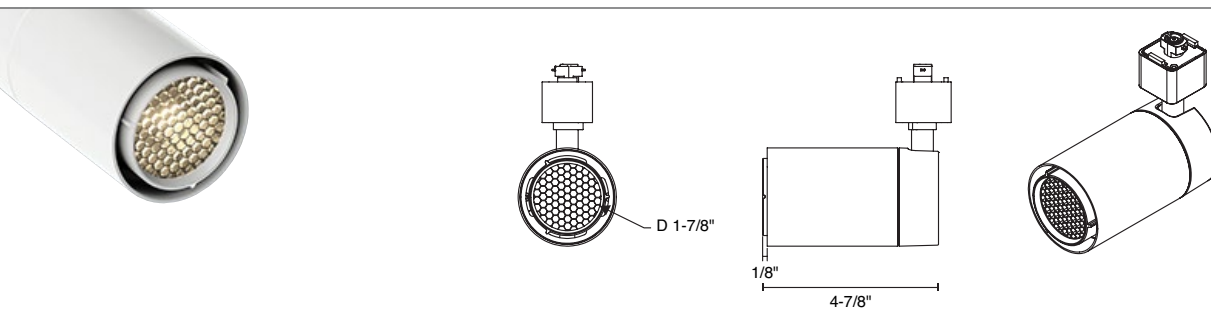
SHROUD SNOOT



SNOOT



HONEYCOMB LOUVER



BARN DOORS

