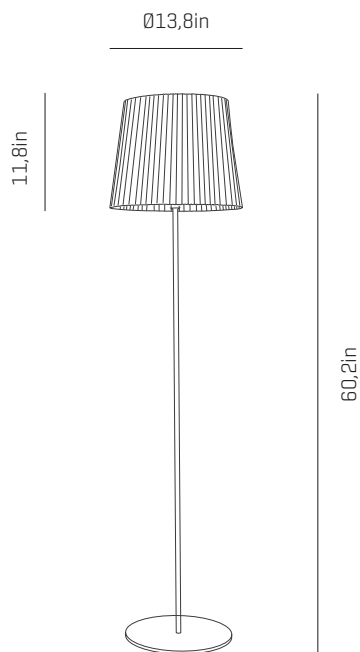


a

emotional light

virginia collection



USA & Canada

ref. VG03B



VG03A



VG03B



VG04A



VG04B


MATERIALS & COMPONENTS

LAMP SHADE


Painted stainless steel | One color to choose



BL



BE



G



T

CUSTOM
COLOR

Stainless steel

SUPPORT AND CABLE

Stainless steel

Transparent cable
Standard: 98,4in

RECOMMENDED BULBS

120V - 60Hz

 E26 LED - Max. 1x12 W

OTHER DATA

NET WEIGHT

22lb

PACKAGING

61x 4,3x 4,3in
16,1x 16,1x 15,7in
25,3lb

ELECTRICAL FEATURES



CERTIFICATIONS



emotional light

Virginia

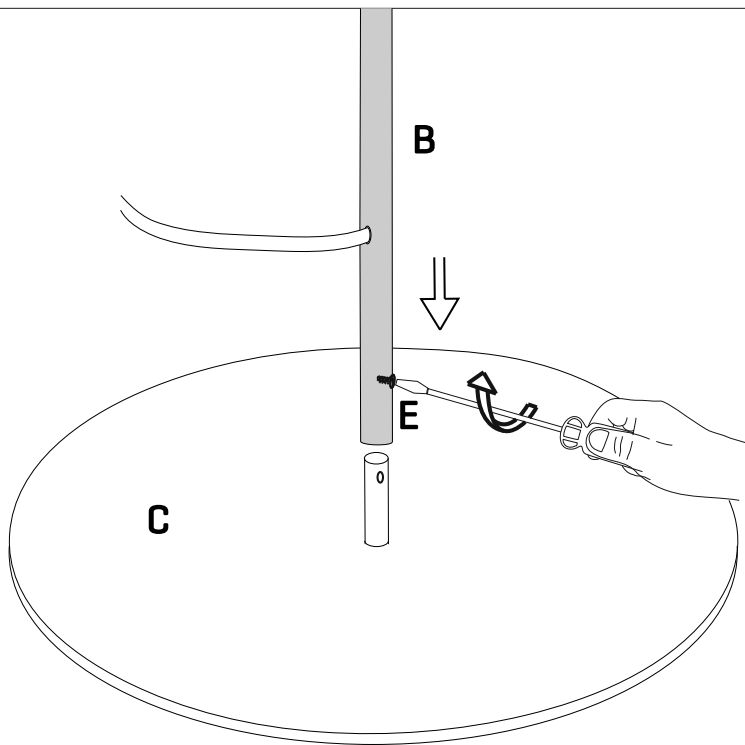

ref. VG03B

Suitable for indoor use, at 77°F

Apta para uso interior a temperatura ambiente de 77°F

Box contains | Contenido de la caja:

- A - Lampshade | Tulipa [1]
- B - Pie | Foot/support [1]
- C - Base | Base [1]
- D - Fixing washer | Arandela de fijación [1]
- E - Screw | Tornillo [1]



1

The foot is shipped separately from its base, unpack both to proceed with its assembly. First take the foot and unscrew the screw and the washer, set them aside for the third step.

Join the foot into the base, by screwing a screw.

El pie se envía separada de la base, desembale ambos para proceder a su montaje.

Introduzca el tubo en el pivote de la base, orientando los agujeros para enroscar el tornillo.

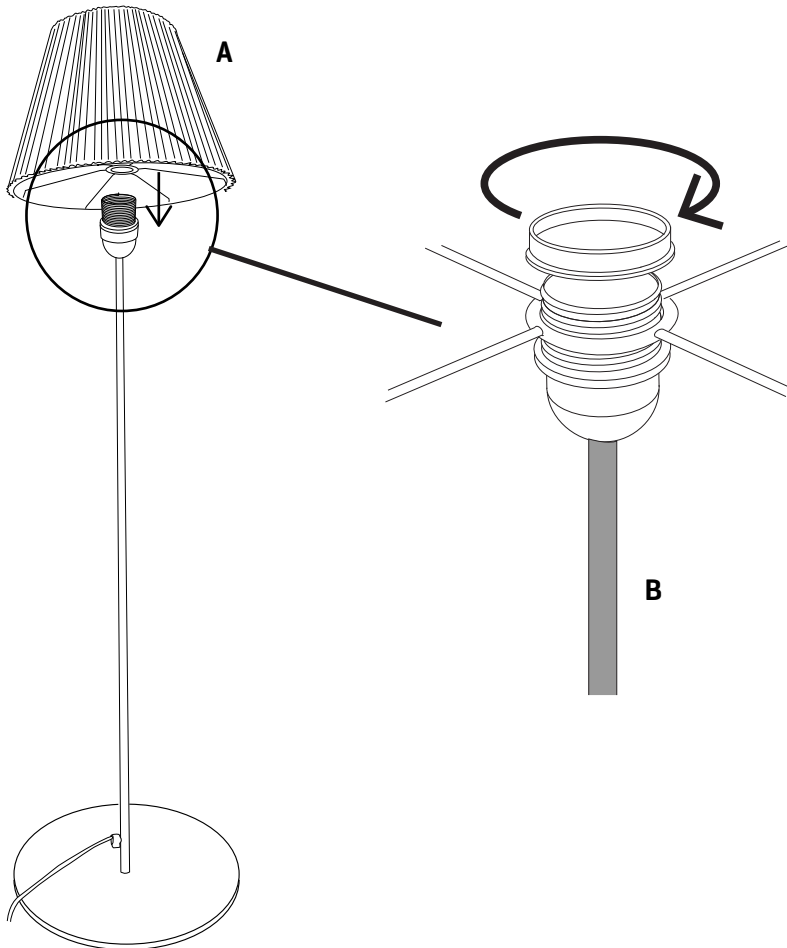
Unir el pie a la base, enroscando el tornillo.

a

emotional light

USA & Canada

ASSEMBLY INSTRUCTIONS
INSTRUCCIONES DE MONTAJE



2

Introduce the diffuser over the socket and join all together with the fixing nut.

Sobre el portalámparas coloque la tulipa y apriete ambos con la rosca.