

ALUVIA

lampshade | user guide



UIMAGE



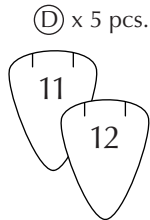
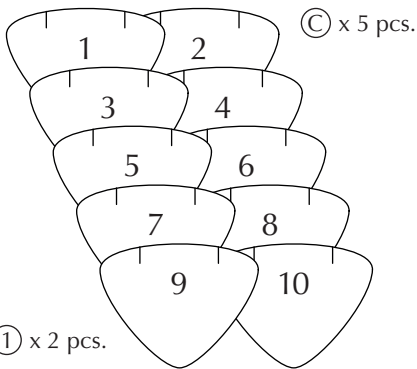
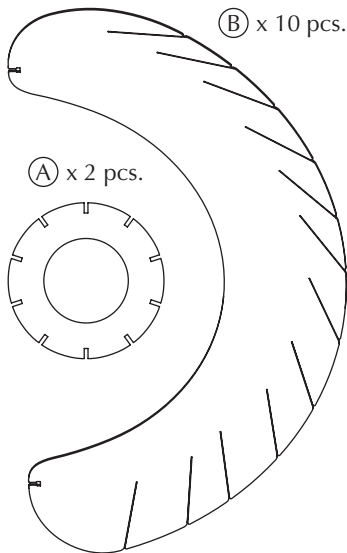
WITH LOVE FROM COPENHAGEN

At UIMAGE, our designers take inspiration from the distinct nature of the Nordic landscape to create unique designs related to the way we live in an urban setting. Influenced by the design language, colours and materials found around us in Scandinavia, we create a collection that is rooted in our home but designed for everyone.

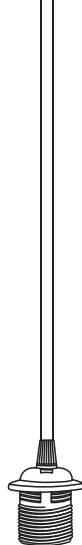
Versatile, flexible and multifunctional, our furniture and accessory collection is designed for packing the most into life in smaller spaces!



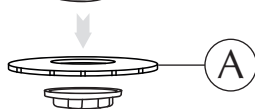
ASSEMBLY GUIDE



Find assembly videos by using the QR code or by going online at our website
umage.com/instructions



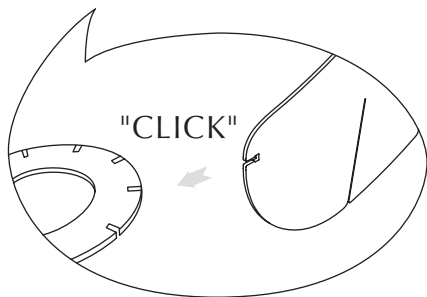
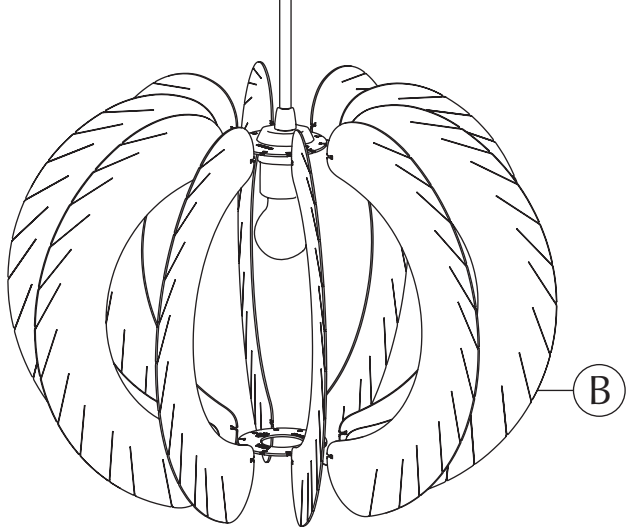
E27/E26

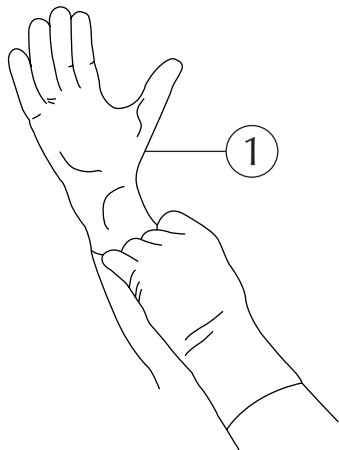
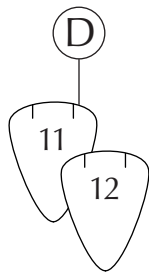
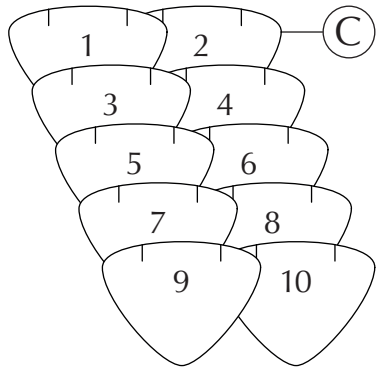
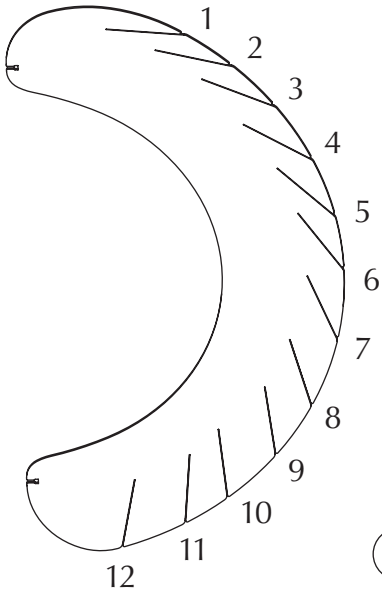


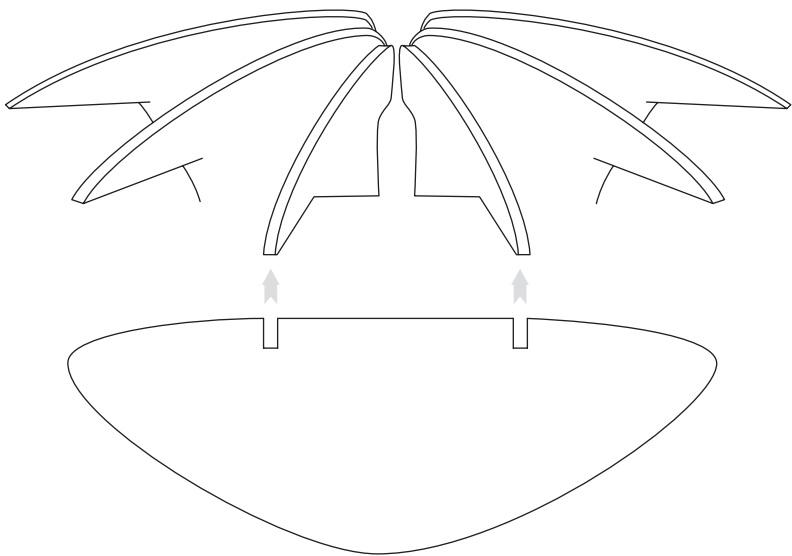
A





MAX 15W
LED BULB












SUSTAINABLE SUSTAINABILITY EFFORTS

We are dedicated being sensible frontrunners on the environmental responsibility. If we provide timeless and functional quality designs that last, we know nature will prevail, as will UIMAGE.

*"SAVING THE SCENT OF THE FOREST
AFTER AN EARLY MORNING RAIN"*



GIVING BACK TO NATURE

In collaboration with the NGO One Tree Planted, we are planting a tree every time one of our designs made from wood are being sold.

MULTIFUNCTION AND FLEXIBILITY

One of the key aspects of the designs at UIMAGE is multiple functions and flexibility. Designing with more than one function in mind is a sustainable mindset as it reduces the number of products you need to buy to get a complete setting for your space.



REUSABLE PACKAGING

To minimize packaging waste, most of the packaging from our lighting collection is repurposed to be used as beautiful storage boxes afterwards. Learn more on the next page...



REUSABLE PACKAGING

With your new lamp, you have also received a free decorative storage box for the shelf.

THIS IS HOW IT WORKS

When your new lamp is out of the box you can keep the box and reuse it as a storage box for your small bits and bobs and place it on the shelf or on the top of your closet - repurposing the packaging for you and the environment.



So not only are UIMAGE's designs flat-packed to optimize the global logistics and the environmental footprint, but it ensures that you don't need to throw away tons of packaging material, that can just as well be reused for something new.

Read more about our many sustainability efforts:
umage.com/sustainability



Please follow the marked icons on the packaging materials for correct disposal of the remaining packaging materials:




CARDBOARD



PAPER



Recycle your waste correctly
by searching for these icons on
the packaging



FOLLOW US ON SOCIAL MEDIA



@umagedesign | #umagedesign | umage.com



UIMAGE



220523

TRIPOD

table | user guide



UMAGE



KINFOLK

JOURNEYS

WITH LOVE FROM COPENHAGEN

At UIMAGE, our designers take inspiration from the distinct nature of the Nordic landscape to create unique designs related to the way we live in an urban setting. Influenced by the design language, colours and materials found around us in Scandinavia, we create a collection that is rooted in our home but designed for everyone.

Versatile, flexible and multifunctional, our designs are created to enhance an urban lifestyle in smaller spaces!

ENGLISH

If the external flexible cable or cord of this luminaire is damaged, it shall be exclusively replaced by the manufacturer or his service agent or a similar qualified person in order to avoid a hazard.

FRANÇAIS

Si le câble électrique de ce luminaire est endommagé, il peut être remplacé. Pour éviter tout danger, le remplacement doit impérativement être effectué par le fabricant, un représentant de celui-ci ou un réparateur agréé.

ESPAÑOL

Si se dañase el cable exterior flexible de esta lámpara, para evitar riesgos deberá ser sustituido exclusivamente por el fabricante, su representante o un electricista cualificado.

! IMPORTANT !

**Tripod table stand safety instructions
(Read and keep these instructions for future reference)**

PRODUCT NAME

Tripod table Model no.: 4023, 4024

Rating parameter: 120V, 60HZ, AC ONLY

Lamp type: E26 Type A / 60W MAX

NOTE

This instruction sheet covers a variety of stands (different colors), but with the same applications. Do not connect your stand to a power source until all stand- and lamp assembly and bulb installation is complete.

NOTICE

You are advised to contact a qualified electrician for these procedures

SAFETY PROCEDURES

Read and keep these instructions for future reference

- 1. Remove the packaging carefully without the use of sharp objects. Assemble the product as shown in this user guide, then place the product firmly on a fixed surface before moving onto next procedure.**
- 2. Unscrew the ring of the socket. Assemble the suitable lampshade (not included) and put it on the socket and screw the ring back on until lampshade is completely fastened.**
- 3. Firmly screw an E26 light bulb (MAX 60W) into the socket. Do NOT put your fingers into the socket!**

- 4. Insert the plug into a suitable outlet and turn on the power supply.**
- 5. Switch to on.**
- 6. Always disconnect the power supply before cleaning, changing of light bulbs or repair of the stand. The latter, should always be done by a qualified electrician.**
- 7. Let the light bulb cool off sufficiently before changing the bulb.**
- 8. Keep the Tripod table away from any flammables, or objects that cannot handle heat.**
- 9. Please always place the stand on a level surface not more than 8° angle.**
- 10. The stand is for indoor use ONLY.**

- 11. If the Tripod table in any way malfunctions, to avoid accidents or mishandling of the stand, please always contact a qualified electrician.**
- 12. Only use the Tripod table stand, where these same official electrical- and technical parameters exist!**
- 13. Do NOT touch the light bulb immediately after the light is turned off. Be aware of possible scalding!**
- 14. The Tripod table stand is NOT a childrens toy and should not be used in any other manner than described above.**
- 15. The minimum diameter of open area (top & bottom) should NOT be less than 100MM (4 inches); Lamp-to-shade spacing must be over 3-1/4 inches (63.5mm); Lamp Centerline Length must over 2-1/2 inches (82.5mm).**

- 16. The weight of lamp shade should NOT exceed 1.1 KGS (2-1/2LBS).**

NOTE

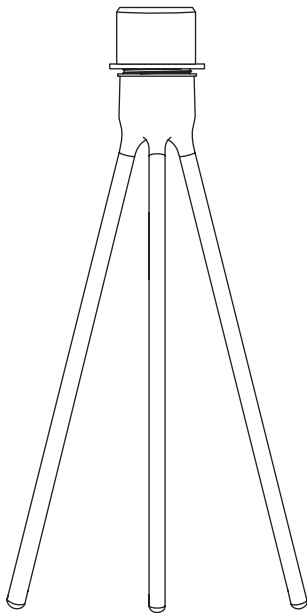
DO NOT try to repair the Tripod if the product, cable, socket or the lampshade is in any way broken or not as expected, such tasks are only intended for qualified electricians!



DESIGNED BY
SØREN RAVN CHRISTENSEN

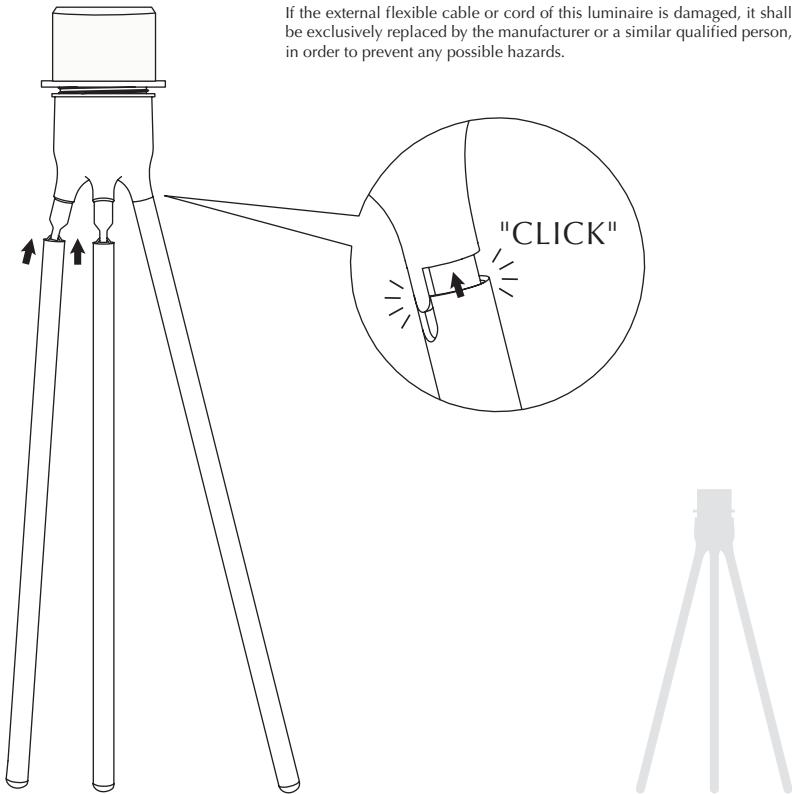
“ Just where you need
to create that tranquil
flickering candlelight
atmosphere. ”

ASSEMBLY GUIDE



Find assembly videos by using the QR code or by going online at our website
umage.com/instructions

If the external flexible cable or cord of this luminaire is damaged, it shall be exclusively replaced by the manufacturer or a similar qualified person, in order to prevent any possible hazards.

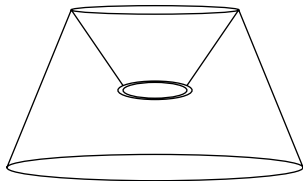




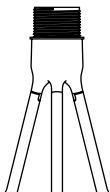
MAX 60W



— >100 MM / >4" —



— >100 MM / >4" —



ALUVIA mini | brushed brass
TRIPOD base | black




A CONVERSATION PIECE TALL oak | teddy brown
A CONVERSATION PIECE OTTOMAN oak | teddy brown



SUSTAINABLE SUSTAINABILITY EFFORTS

We are dedicated being sensible frontrunners on the environmental responsibility. If we provide timeless and functional quality designs that last, we know nature will prevail, as will UIMAGE.

*"SAVING THE SCENT OF THE FOREST
AFTER AN EARLY MORNING RAIN"*



GIVING BACK TO NATURE

In collaboration with the NGO One Tree Planted, we are planting a tree every time one of our designs made from wood are being sold.

MULTIFUNCTION AND FLEXIBILITY

One of the key aspects of the designs at UIMAGE is multiple functions and flexibility. Designing with more than one function in mind is a sustainable mindset as it reduces the number of products you need to buy to get a complete setting for your space.



REUSABLE PACKAGING

To minimize packaging waste, most of the packaging from our lighting collection is repurposed to be used as beautiful storage boxes afterwards. Learn more on the next page...




REUSABLE PACKAGING

With your new lamp, you have also received a free decorative storage box for the shelf.

THIS IS HOW IT WORKS

When your new lamp is out of the box you can keep the box and reuse it as a storage box for your small bits and bobs and place it on the shelf or on the top of your closet - repurposing the packaging for you and the environment.



So not only are UIMAGE's designs flat-packed to optimize the global logistics and the environmental footprint, but it ensures that you don't need to throw away tons of packaging material, that can just as well be reused for something new.

Read more about our many sustainability efforts:
umage.com/sustainability



Please follow the marked icons on the packaging materials for correct disposal of the remaining packaging materials:




CARDBOARD



PAPER



Recycle your waste correctly
by searching for these icons on
the packaging



FOLLOW US ON SOCIAL MEDIA



@umagedesign | #umagedesign | umage.com




UMAGE



220523