

L4R-12W-3/4K-D90-MW

4" ROUND LED RECESSED PANEL

PANEL LIGHT

Project		
Customer		Date
Address		

Features

Body

Die cast aluminum body material with good heat dissipation. Provides surface mount light for new construction or remodel applications. Cut Hole in ceiling and snap fixture in opening with attached spring clips. 2" above ceiling clearance required for driver. No Housing required.

Beam Spread

The fixture lens provide 38° beam spread.

Location

Suitable for damp locations

LED Specifications

This light fixture is equipped with a 12 watt LED strip that sustains constant efficiency by generating up to 1,000 lumens; with a typical CRI of 90 and a 50,000 hour life span. Available in 3000K to 4000K color temperature via switch. IC Rated: Can have direct contact with insulation.

SPECIFICATION

Application	Ceiling Surface Mount
Approved Location	Damp
Beam Angle	120°
CCT	3k to 4k via switch
Certification	Cetlus
Class II	Class II
Colour	Matte White
CRI	90
Dimming	10%-100% (120V only)
Input	AC120V 50/60HZ
LM79	Yes
LM80	Yes
Lumens	670-690
Lumens per Watt	100
Power Factor	>0.98
Projected Life	70% @ 50,000 hrs
Warranty	3 years
Wattage	10W




Description

The Beach Lighting 4" 12W Ultra Thin LED Panel Light is suitable for most indoor locations

Accessories

R4-NC

New construction plate sold separately

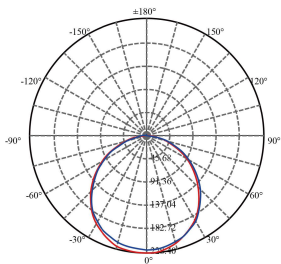


Cut Out: 4 3/8"



Due to our continued efforts to improve our products, product specifications are subject to change without notice.

Photometry LIGHT DISTRIBUTION CURVE

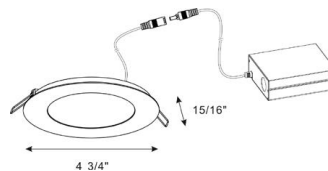


1.0m	228.4, 183.6 lx	284.39cm
2.0m	57.1, 45.9 lx	568.79cm
3.0m	25.4, 20.4 lx	853.18cm
4.0m	14.3, 11.5 lx	1137.57cm
5.0m	9.1, 7.3 lx	1421.96cm
6.0m	6.3, 5.1 lx	1706.36cm
7.0m	4.7, 3.7 lx	1990.75cm
8.0m	3.6, 2.9 lx	2275.14cm
9.0m	2.8, 2.3 lx	2559.53cm
10.0m	2.3, 1.8 lx	2843.93cm

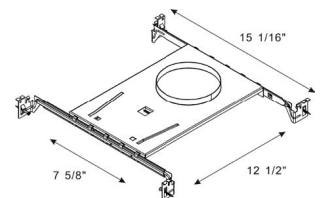
Max. Ave Beam angle of Coplane:109.66

C0/C180:
C90/C270:
Field angle(10°Imax):C0/180Left:81.0 Right:78.8
C90/270Left:80.0 Right:80.3
Beam Angle(50°Imax):C0/180Left:56.2 Right:53.3
C90/270Left:55.9 Right:55.5

Dimensions



Remodel



New Construction