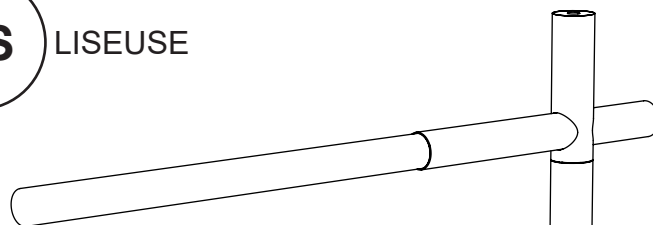


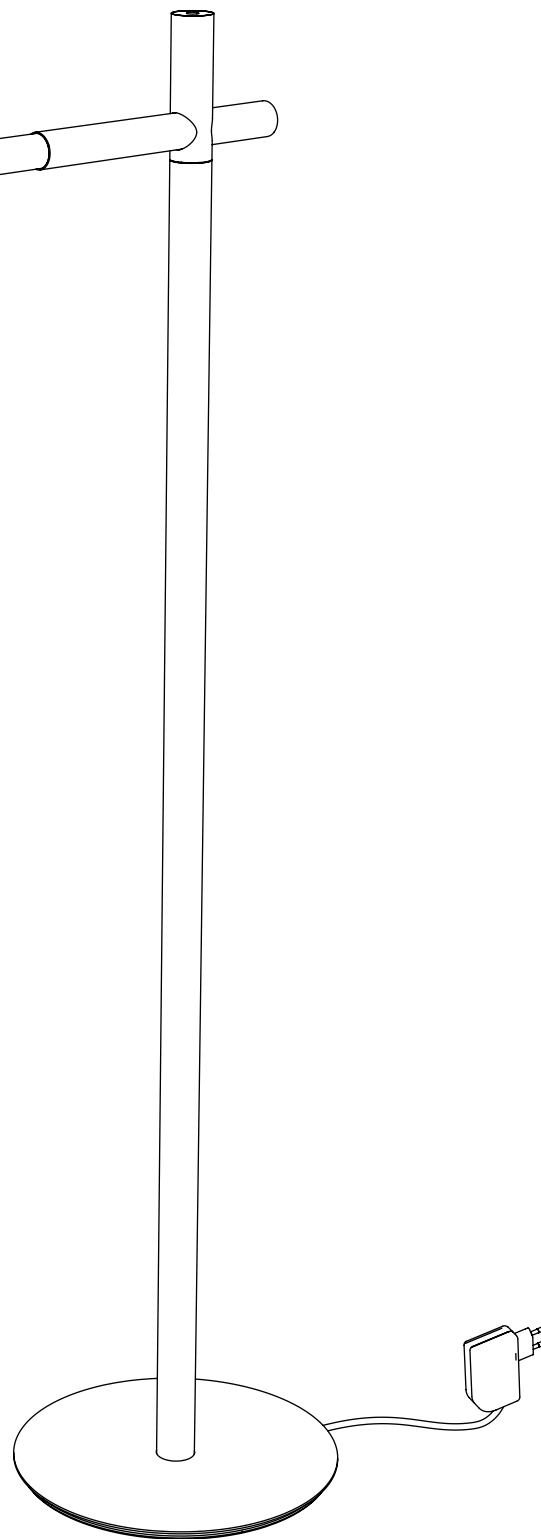
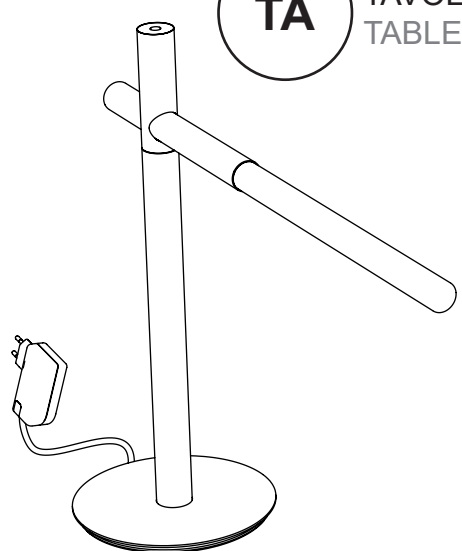
ISTRUZIONI DI MONTAGGIO - INSTALLING INSTRUCTION

TUTTE LE OPERAZIONI DEVONO ESSERE EFFETTUATE DA PERSONALE QUALIFICATO - ALL OPERATIONS MUST BE CARRIED OUT BY QUALIFIED PERSON

**LIS** LISEUSE



**TA** TAVOLO  
TABLE



ISTRUZIONI DI MONTAGGIO - INSTALLING INSTRUCTION

TUTTE LE OPERAZIONI DEVONO ESSERE EFFETTUATE DA PERSONALE QUALIFICATO - ALL OPERATIONS MUST BE CARRIED OUT BY QUALIFIED PERSON

**AVVERTENZE**

CAUTIONS  
WARNUNG  
PRECAUTIONS  
PRECAUCIONES  
تنبيهات



**1** Staccare la linea elettrica prima dell'installazione e di ogni intervento di manutenzione.  
■ Utilizzare un interruttore bipolare

Switch-off the power supply before any installation and maintenance operations.  
Use only a two-pole switch

Die Stromzufuhr muss vor der Installation /  
Wartung ausgechaltet werden.  
Nur mit einen zweipoligen Stecker zu verwenden

Couper la source d'alimentation avant toute  
installation et opération d'entretien.  
Seulement utiliser avec un connecteur bipolaires

No efectuar la conexión de la lámpara con la  
tensión general activada.  
Usar un interruptor bipolar

قم بفصل الخط الكهربائي قبل التركيب وأي عمل صيانة. استخدم مفتاح ذو قطبين

**2** L'installazione deve essere effettuata da personale qualificato secondo la normativa elettrica vigente.

Installation must be carried out only by qualified personnel according to safety norms and local regulations.

Die Installation muss nach den gültigen Sicherheitsvorschriften durch einen konzessionierten Elektroinstallateur erfolgen.

L'installation doit être réalisée par un électricien qualifié en respectant les prescriptions en vigueur.

La instalación debe ser realizada por una persona cualificada y de acuerdo a la normativa vigente.

يجب أن يتم التركيب بواسطة فنيين مؤهلين وفقاً للتشريعات الكهربائية السارية

**3** Utilizzare questo apparecchio a tensione e frequenza indicate nella tabella.

Use this light fixture at the rated voltage and frequency as indicated on the specification table.

Die Leuchte darf nur mit der angegebenen Spannung und Frequenz betrieben werden.

Respecter les prescriptions de tension et de fréquence indiquées dans le tableau final.

Utilice esta lámpara a la tensión y frecuencia

indicadas en las instrucciones.

استخدم هذا الجهاز عند الجهد الكهربائي والتردد المحددين في الجدول.

**4** Queste istruzioni di montaggio devono essere conservate dal responsabile dell'installazione e manutenzione dell'apparecchio.

This installation manual must be retained by the person responsible for the installation and maintenance of the product.

Bewahren Sie diese Gebrauchsanweisung für den verantwortlichen Benutzer / Wartungstechniker auf.

Gardez cette instruction pour l'utilisateur / technicien de maintenance.

Estas instrucciones deben ser conservadas por el responsab


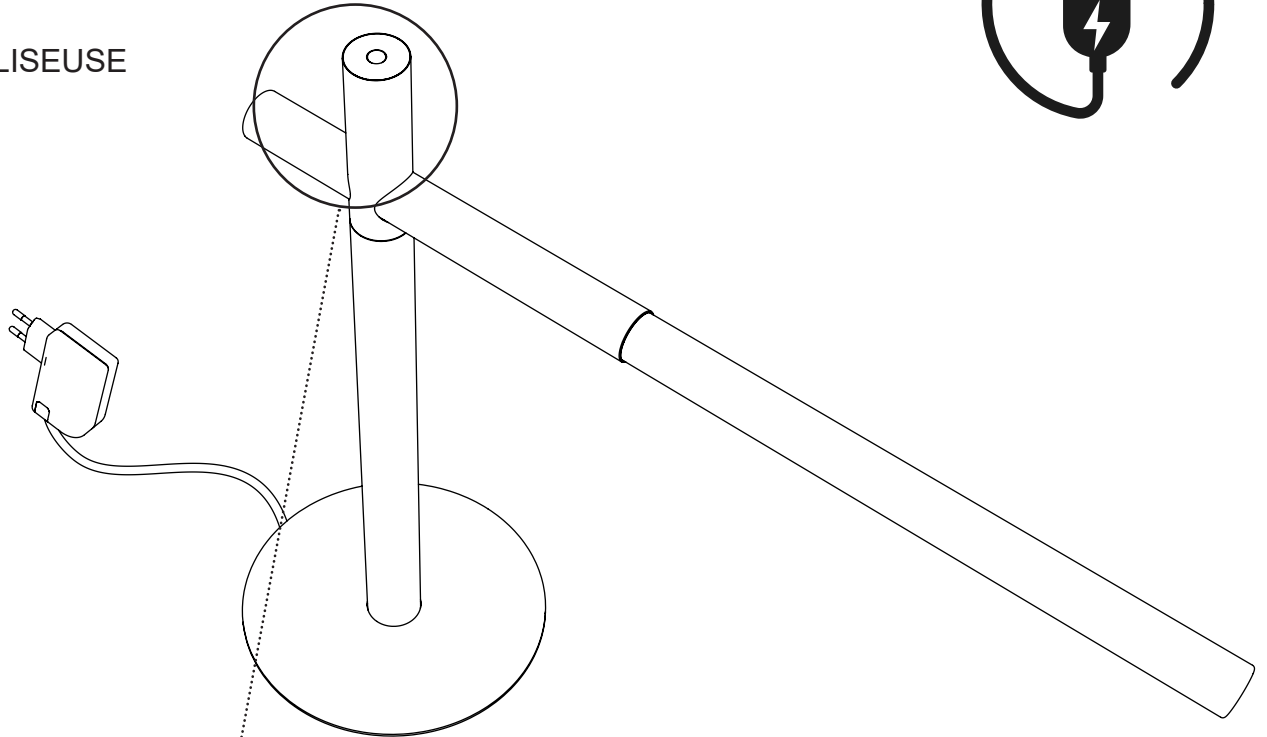

يجب الاحتفاظ بهذه التعليمات بواسطة المسؤول عن تركيب وصيانة الجهاز

ISTRUZIONI DI MONTAGGIO - INSTALLING INSTRUCTION

TUTTE LE OPERAZIONI DEVONO ESSERE EFFETTUATE DA PERSONALE QUALIFICATO - ALL OPERATIONS MUST BE CARRIED OUT BY QUALIFIED PERSON

**TA** TAVOLO  
TABLE

**LIS** LISEUSE

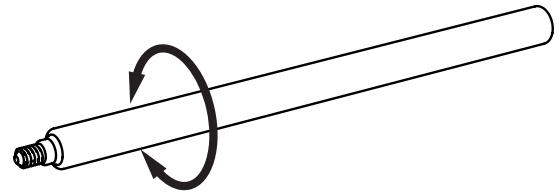
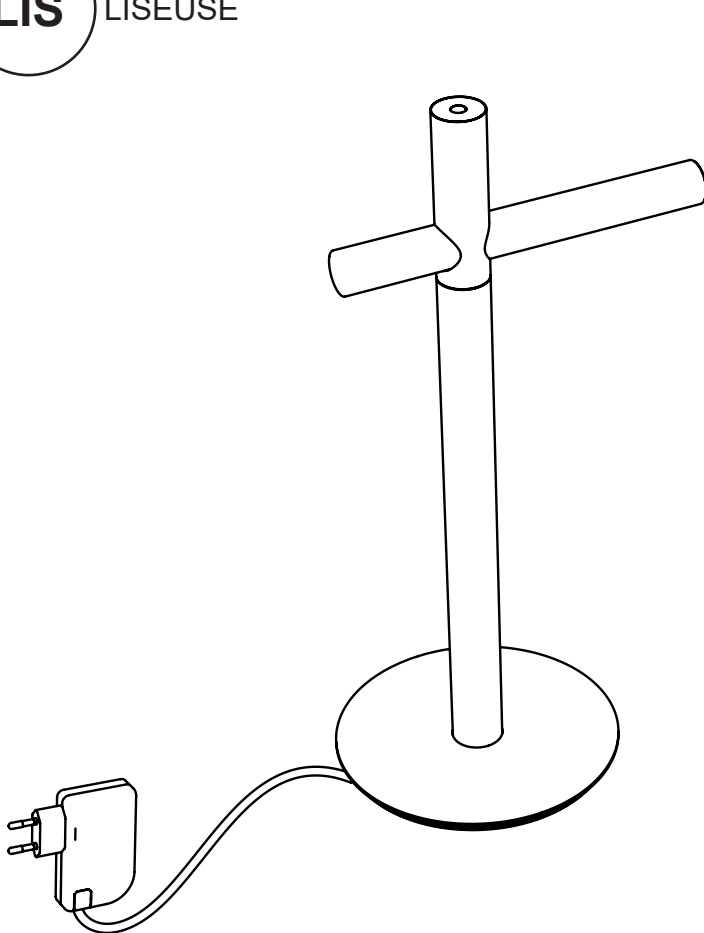


1 x TOUCH > ON  
1 x TOUCH > OFF

TOUCH CONTINUOUS > DIMMER

**TA** TAVOLO  
TABLE

**LIS** LISEUSE



AVVITARE LE LAMPADINE DATE IN  
DOTAZIONE  
SCREW IN THE BULBS PROVIDED



**ATTENZIONE**  
**WARNING**

- UTILIZZARE SOLAMENTE LAMPADINE DATE IN DOTAZIONE
- LE LAMPADINE FUNZIONANO CON UNA TENSIONE MAX DI 24 V
- L'UTILIZZO DI LAMPADINE DIFFERENTI POTREBBERO DANNEGGIARE LA LAMPADA
- L'UTILIZZO DI QUESTA TIPOLOGIA DI LAMPADINE SU ALTRE LAMPADINE, POTREBBE PROVOCARE GRAVI DANNI
- USE ONLY BULBS PROVIDED
- BULBS OPERATE WITH A MAXIMUM VOLTAGE OF 24V
- USING DIFFERENT BULBS COULD DAMAGE THE LAMP
- USE OF THIS TYPE OF BULBS ON OTHER LAMPS, COULD CAUSE SERIOUS DAMAGE