

INSTRUCTIONS

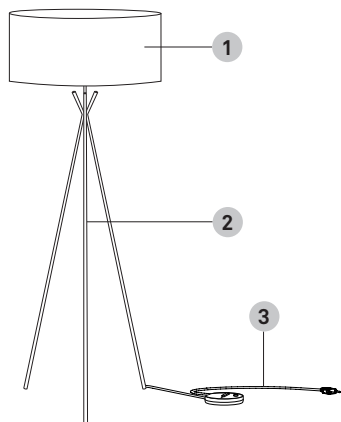


**LZF**

**COSMOS**

COS PG UL

# CONTENTS



1 Shade	1 un.
2 Floor	1 un.
3 Electrical cable	1 un.

## TECHNICAL SPECIFICATIONS

### Recommended bulb

120V E26 Base



**LED Globe** 3 x 15 W max. or

120V



### WEIGHT

Net Weight 10,1 Lb

Gross Weight 31,6 Lb

## WARNINGS

### Before assembly and installing this product, carefully read the following:

Turn off the mains before installing the lamp. Dry location only. This lamp is for indoor use only.

**WOOD VENEER:** Due to the natural nature of the material sometimes one may note slight undulations in the wood veneer. This is a natural reaction to humidity or different climatic conditions and should go away with use. Since wood is a natural material, a gradual change in tone may occur over time. Furthermore, if the lamps have been purchased at different times, there will be differences in colour and tone, particularly in light coloured veneers. Luziferlamps S.L. will not be held responsible for this.

**INSTALLATION TIP:** Make sure that the seam on your lamp shade is facing away from the main view of the fixture.

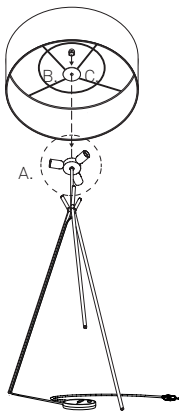
**PROTECTIVE FILMS:** Don't forget to remove all protective films from the acrylic surfaces of your lamp.

**MORE INFO:** <http://www.lzf-lamps.com/guarantee/>

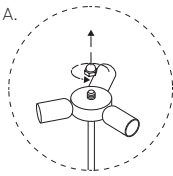


# ASSEMBLY INSTRUCTIONS

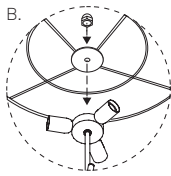
1



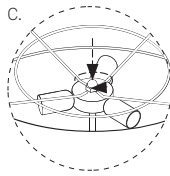
A.



B.



C.

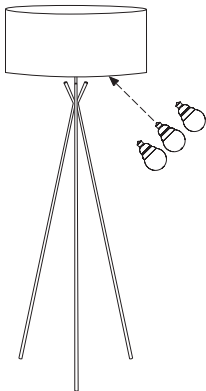


Shade mount.

A - Unscrew the nut on top of the light bulb distributor.

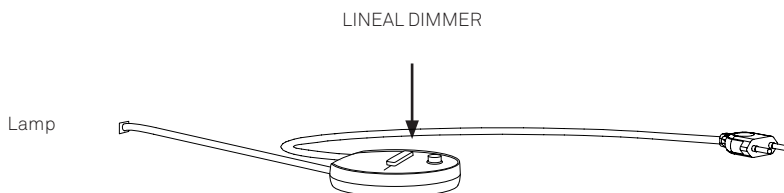
B & C -Screw the shade to the top of the distributor and tighten hard.

2



Install the bulbs.

Dimming MIN/MAX:  
Linear displacement.



## GENERAL CARE INSTRUCTIONS

### Use and care of your lamp.

You have just purchased an original handmade product by LZf. Your lamp is made out FSC® certified natural wood veneer treated with our patented finish, Timberlite®.

This treatment both protects and safeguards the wood veneer against breakages.

Depending on the type of lamp use a feather duster, soft cleaning cloth or damp cloth for cleaning. On our more delicate shades, like those made from wood strips, a feather duster or an air blower is preferable. In our more solid shades a damp cloth may be used.

Clean only the flat surface of the veneer with the cloth, and please avoid any moisture contact along the edge of the veneer.

### Precautions

Luminaire for indoor use only.

Avoid direct sunlight, strong indirect sunlight and moisture on your lamp. Unplug the lamp before cleaning or changing the light bulb. Servicing or manipulation of the electrical installation should only be performed by qualified electrical personnel or by the LZf service department.

REV.07-2019

D88\_102



© Luzifertamps, S.L

All rights reserved.

Valencia, Spain. 2018

[www.import-ent.com](http://www.import-ent.com)

[support@import-ent.com](mailto:support@import-ent.com)