

CASCADES Step Light




DESCRIPTION

The Cascades Step Light casts the right amount of indirect light for visual interest, as well as safety. Dimmable with Brilliance Dimmer and most magnetic transformers.


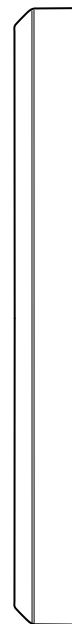
CASCADES STEP LIGHT

Use	Areas with Elevation Changes or Dark Sky Requirements Step, Deck, or Hardscape Applications, and Over Most Existing Recessed Step Lights
Finish	Black Aluminum (Cerakote®)
Includes	LightingShrink Professional Crimp and Heat Shrink Cable Connector, 2 Mounting Screws
Integrated Lamp	7.5" Light Bar - 1.5W, 2700K, 110 Lumens, CRI 85, IP65, 8-15VAC, 5 year warranty CASCADES-SL-7.5LB-2700-AL-BLK
	7.5" Light Bar - 1.5W, 3000K, 110 Lumens, CRI 85, IP65, 8-15VAC, 5 year warranty CASCADES-SL-7.5LB-3000-AL-BLK



.875"

3.0"



Black Aluminum + Cerakote®
(AL-BLK)



CASCADES-SL-7.5LB-AL-BLK

INSTALLING THE FIXTURE

1. Separate the two pieces of the fixture by removing the two screws from both sides of the faceplate.
2. If mounting in masonry, concrete, or sheetrock, install the wall anchors.
3. Use the provided cable connectors to connect the lead wires to the transformer main line.
4. Slide the cables into the conduit and mount the back plate onto the wall with the provided screws.
5. Screw the faceplate onto the fixture.