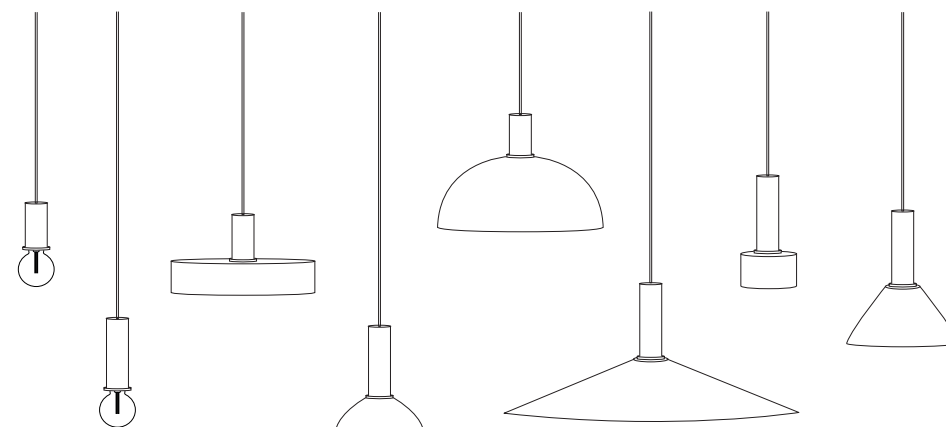


# Collect lighting

---

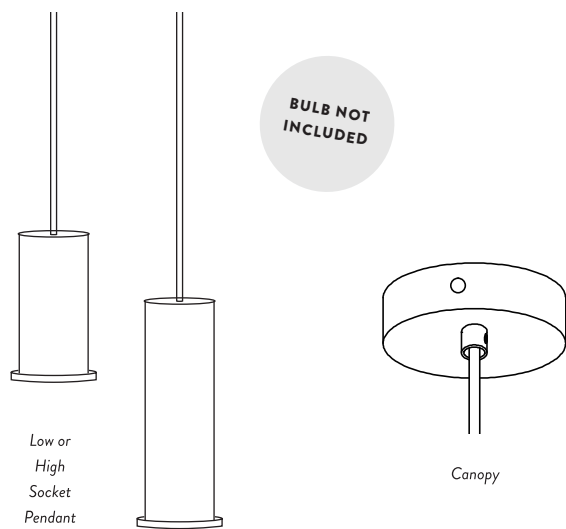
Assembly manual

[fermliving.com](http://fermliving.com)

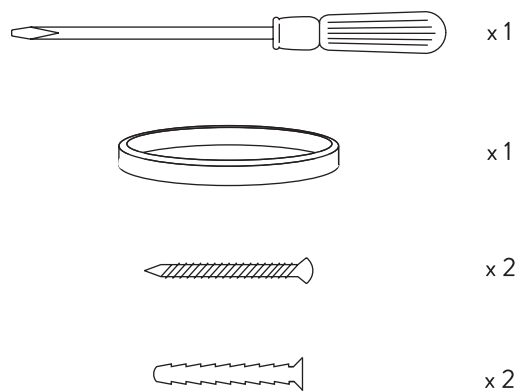


ferm  
L I V I N G

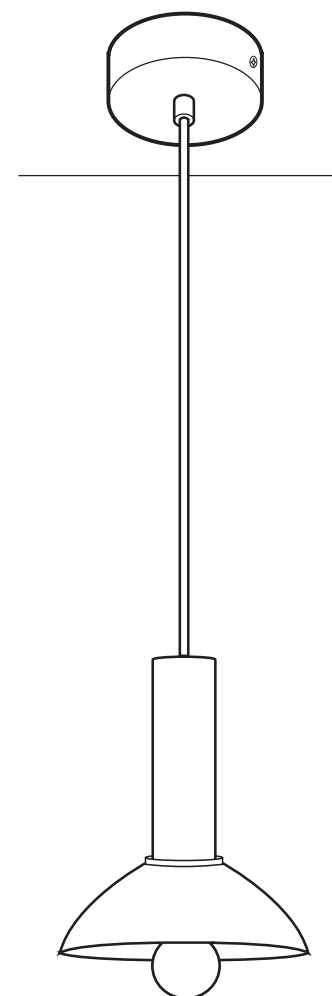
## CONTENT OF THE BOX

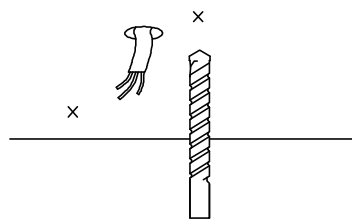
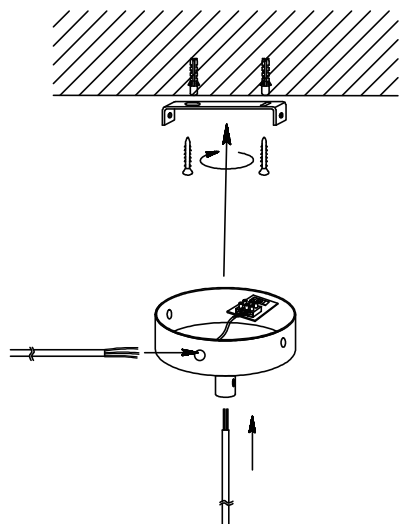
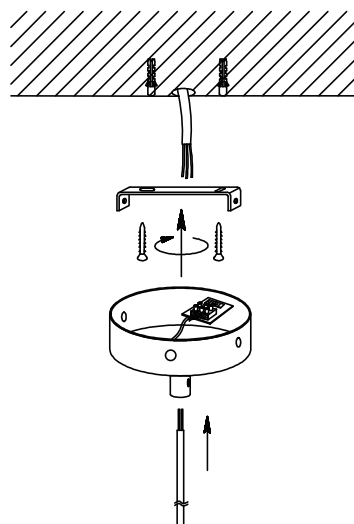
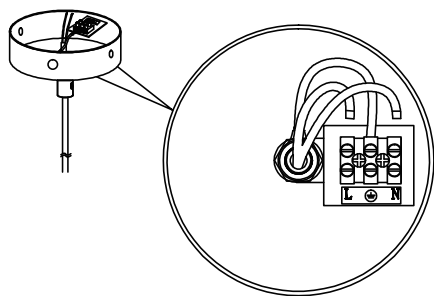
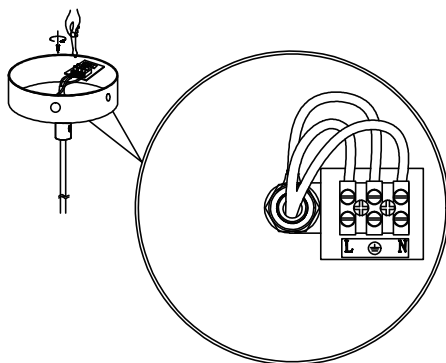
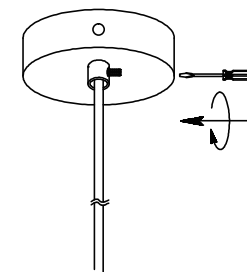
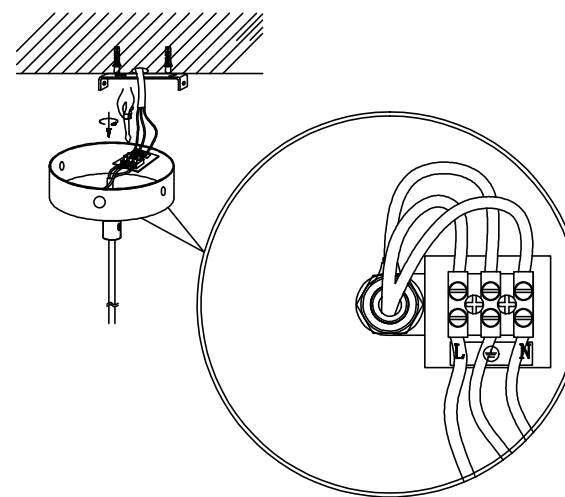
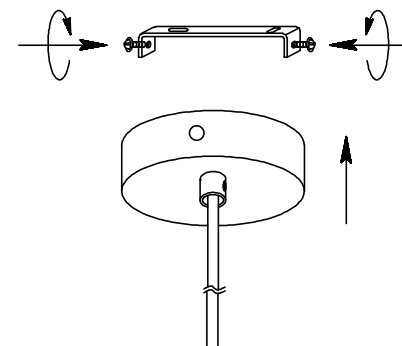


In the box, you will find one of the Collect Lighting socket pendants with a matching canopy - and:



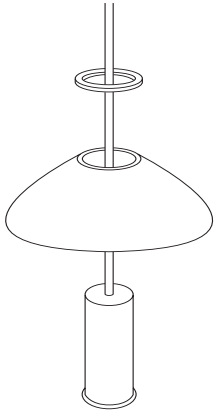
## ASSEMBLY PROCESS



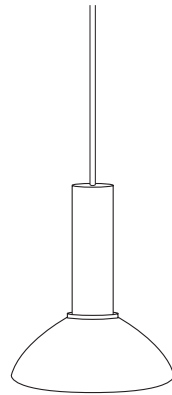
**A****ASSEMBLY PROCESS****OPTION B1****OPTION B2****C****D****E****ASSEMBLY PROCESS****F****G**

## ASSEMBLY PROCESS

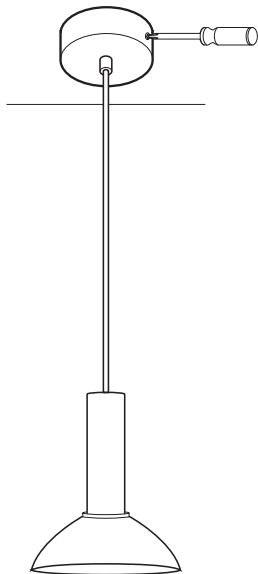
1.



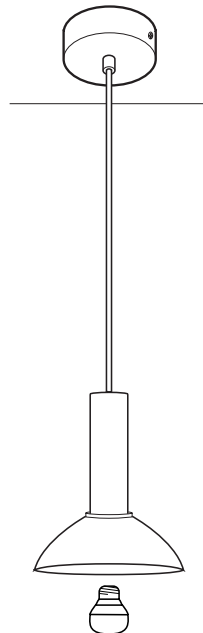
2.



3.



4.



## LAMPS RATING & BULB SPECIFIKATION

**Voltage :** 220-240V

**Frequence :** 50Hz

**IP Rating :** IP20

**Classification :** Class I

**Socket :** E27 socket base.

**Recomended light source :**  
Max. 25 W / CFL  
Max. 13 W LED G95 or G125

**Energy efficiency :** The luminaire is compatible with bulb of the energy classes: A++-E.

**Dimmable :** Yes, when using a dimmable bulb

**Certification :** CE approved: This product has been assessed and complies with the essential requirements of the relevant European directives.

**Assembly :** Due to earth connection (Class I) mounting of this lamp should be carried out by a licened electrician. For option 1, the cable need to be VDE certified H03VV-F3\*0.75MM or higher class with diameter 6.2 mm max.

**Attention :** If the external flexible cable or cord of this luminaire is damaged, it shall be exclusively replaced by the manufacturer or his service agent or a similar qualified person in order to avoid a hazard.

**Care & cleaning :** Clean with a soft dry cloth. Always switch off the electricity before cleaning.