

EXCEL

LED panel lights are more accessible than ever before. The sleek and minimal construction allows for the easiest of installations.



COLOR SELECT



Model	Size	Watts	Delivered lumens	CRI	Color °T	Voltage options ⚡
5003-CC	3"	8 W	600 lm	90	2700, 3000, 3500, 4000, 5000 K	120 V TRIAC dimming
5004-CC	4"	11 W	800 lm			or
5005-CC	5"	12 W	900 lm			
5006-CC	6"	14 W	1100 lm			V: 120 / 277 / 347V 0-10V dimming (Check for availability)
5004SQ-CC	4"	11 W	800 lm			
5004-FR-CC*	4"	11 W	960 lm	90		
5006-FR-CC*	6"	14 W	1440 lm	90		
5004-DW**	4"	11 W	850 lm	80	3000 K - 2200 K	120V
DCP-PNL4	4"	14 W	750 lm	90	RGB + 2700 K - 6500 K	120 V
DCP-PNL6	6"	20 W	1200 lm			

¹Model 5004-DW only

²Models 5004-FR-CC, 5006-FR-CC only

*2-hour fire-rated without additional housing or hardware, in accordance with UL 263, ASTM E119, and CAN ULC S101

**Dim-to-warm technology dims from 3000 K to 2200 K, Not available in multi-voltage

[†]Models DCP-PNL4, DCP-PNL6 only

5003-CC

Ø3-3/8"



Ø3-3/4"

1"

5004-CC, DCP-PNL4

Ø4-1/4"

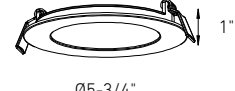


Ø4-3/4"

1"

5005-CC

Ø5-3/8"



Ø5-3/4"

1"

5006-CC, DCP-PNL6

Ø6-1/2"

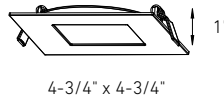


Ø6-11/16"

1"

5004SQ-CC

Ø4-1/4"



4-3/4" x 4-3/4"

1"

5004-DW

Ø4-1/4"

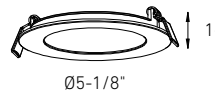


Ø4-3/4"

1"

5004-FR

Ø4-1/4"



Ø5-1/8"

1-1/8"

5006-FR

Ø6-1/2"



Ø7-3/16"

1-1/8"

Specifications

Every fixture includes a junction box with an integrated driver

Can be daisy chained

Smooth 360° wide spread

Frosted lens

Edge lit technology

Aluminum construction

Switch-selectable CCT

Very low profile

Full color spectrum and 2700–6500K in pure whites (DCP-PNL4, DCP-PNL6 only)

Dimmable via the DALS Connect app and the DCP-RMCT remote (DCP-PNL4, DCP-PNL6 only)

5-year warranty

Finish

● **BK** Black (3" and 6" models only)

● **SN** Satin Nickel (5004-CC only)

○ **WH** White

Multi-voltage (V) ⚡

This product family offers multi-voltage drivers (120/277/347) that are dimmable using 0-10V dimming systems. Please note that longer lead times may apply for this option. Kindly reach out to your DALS representative for additional information and to confirm availability.

Note

Other color temperatures, finishes, and voltage options are available but may require minimum order quantities (MOQs) and longer lead times. Please contact your DALS representative for more information.

Accessories

REC-TRIM4/6-BK/GD/SN (5004, 5006-CC)
4" and 6" recessed panel trim, black / gold / satin nickel

REC-PT4-GD/SN (5004-DW)
4" recessed panel trim, gold / satin nickel

DCP-PNL4/6-TRIM-BK (5004-DW)
4" and 6" black panel trims

5000-EXT8/20FT (CC Series)
8 ft and 20 ft extension cables

REC-3K-EXT8/20FT (5004-DW)
8 ft and 20 ft extension cables

RFP-23 (5003)
Rough-in plate

RFP-46 (5004/5006/DCP-PNL4/6)
Rough-in plate

RFP-58 (5005)
Rough-in plate

RFP-UNI (5003/5004/5006/DCP-PNL4/6)
Universal rough-in plate

DCP-RMCT (DCP Series)
Smart remote

DCP-HUBV2 (DCP Series)
DALS Connect Pro Hub