

AMIGO 26W DOWNLIGHT

35145



LAMPING

- 2 x 26W Integrated LED TRIAC Dimming. For 0-10V and alternate dimming options consult Eurofase.
- **Beam angle:** 40°
- **Kelvin:** 3000K/3500K
- **Lumen per head:** 2560lm
- **Total Lumens:** 5120lm
- **CRI:** 90+

ELECTRICAL

- Class 2 dimmable constant current driver (included)
- Driver box mates to fixture by 12" flexible BX cable
- Thermally protected
- **Input voltage:** 120V
For 277V and 347V input options consult Eurofase

HOUSING

- 18 gauge powder coated steel housing
- Remodel housing complete with adjustable mounting clips suitable for 1/2" and 5/8" drywall
- New construction plate, insulated ceiling box and airtight IC box sold separately (refer to housing options)*

DIMENSIONS

- **Cut hole:** 12 1/4"L x 6"W
- **Fixture:** 13"L x 6 3/4"W x 5 1/4"H

PHOTOMETRICS

- See pg 44

CUSTOMIZATION

- For customization, please consult Eurofase

ORDERING GUIDE

MODEL	KELVIN	FINISH
35145	-30 3000K	-01 Black
	-35 3500K	-02 White

EXAMPLE: 35145-30-01

SPECIFICATIONS

LED	WATTS	TOTAL LUMENS	KELVIN	DIMMABLE	CRI	BEAM ANGLE
	26W	5120lm	3000K / 3500K	TRIAC	90+	40°



FINISHES

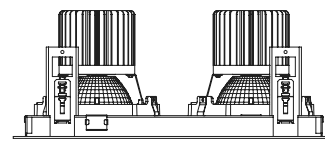


-01 Black



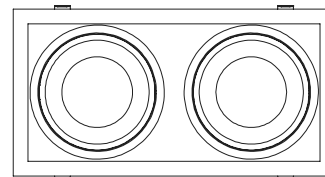
-02 White

PRODUCT DIMENSIONS



5 1/4"

13"



6 3/4"



12 1/4" L x 6" W

***HOUSING OPTIONS (SOLD SEPARATELY):**

Refer to page 123 for housing specification

36208-012 NEW CONSTRUCTION PLATE

36209-019 AIRTIGHT IC BOX



Dimension 18 1/4"L x 12 3/4"W x 1 3/8"H
Cut Hole 12 1/4"L x 6"W



Dimension 18 1/4"L x 12 3/4"W x 1 1/2"H
Cut Hole 12 1/4"L x 6"W

AMIGO 26W DOWNLIGHT

35147



LAMPING

- 3 x 26W Integrated LED TRIAC Dimming. For 0-10V and alternate dimming options consult Eurofase.
- **Beam angle:** 40°
- **Kelvin:** 3000K/3500K
- **Lumen per head:** 2560lm
- **Total Lumens:** 7680lm
- **CRI:** 90+

ELECTRICAL

- Class 2 dimmable constant current driver (included)
- Driver box mates to fixture by 12" flexible BX cable
- Thermally protected
- **Input voltage:** 120V
For 277V and 347V input options consult Eurofase

HOUSING

- 18 gauge powder coated steel housing
- Remodel housing complete with adjustable mounting clips suitable for 1/2" and 5/8" drywall
- New construction plate, insulated ceiling box and airtight IC box sold separately (refer to housing options)*

DIMENSIONS

- **Cut hole:** 18 1/2"L x 6"W
- **Fixture:** 19 1/8"L x 6 3/4"W x 5 1/4"H

PHOTOMETRICS

- See pg 45

CUSTOMIZATION

- For customization, please consult Eurofase

ORDERING GUIDE

MODEL	KELVIN	FINISH
35147	-30 3000K	-01 Black
	-35 3500K	-02 White

EXAMPLE: 35147-30-01


SPECIFICATIONS

LED

WATTS	TOTAL LUMENS	KELVIN	DIMMABLE	CRI	BEAM ANGLE
26W	7680lm	3000K / 3500K	TRIAC	90+	40°



FINISHES

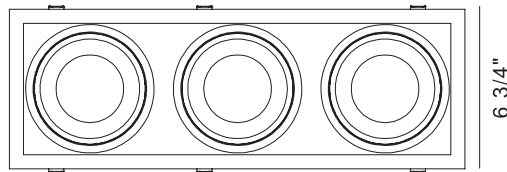
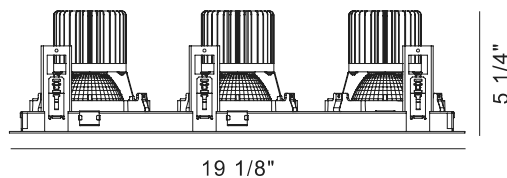


-01 Black



-02 White

PRODUCT DIMENSIONS



18 1/2"L x 6"W

***HOUSING OPTIONS (SOLD SEPARATELY):**

Refer to page 123 for housing specification

36211-012 NEW CONSTRUCTION PLATE



Dimension 24"L x 12 3/4"W x 1 3/8"H
Cut Hole 18 1/2"L x 6"W

36212-019 AIRTIGHT IC BOX



Dimension 24"L x 12 3/4"W x 1 1/2"H
Cut Hole 18 1/2"L x 6"W