

AMIGO 26W TRIMLESS DOWNLIGHT

35355



LAMPING

- 2 x 26W Integrated LED TRIAC Dimming. For 0-10V and alternate dimming options consult Eurofase.
- **Beam angle:** 40°
- **Kelvin:** 3000K/3500K
- **Lumen per head:** 2560lm
- **Total Lumens:** 5120lm
- **CRI:** 90+

ELECTRICAL

- Class 2 dimmable constant current driver (included)
- Driver box mates to fixture by 12" flexible BX cable
- Thermally protected
- **Input voltage:** 120V
For 277V and 347V input options consult Eurofase

HOUSING

- 18 gauge powder coated steel housing
- New construction plate, insulated ceiling box and airtight IC box sold separately (refer to housing options)*

MESH PLATE

- Steel mesh plate (included)
- Perforated perimeter allows mud to bond to mounting surface leaving a seamless finish in the ceiling

DIMENSIONS

- **Cut hole:** 12 3/8"L x 6 1/8"W
- **Fixture:** 12"L x 5 3/4"W x 5 1/4"H

PHOTOMETRICS

- See pg 44

CUSTOMIZATION

- For customization, please consult Eurofase

ORDERING GUIDE

MODEL	KELVIN	FINISH
35355	-30 3000K	-01 Black
	-35 3500K	-02 White

EXAMPLE: 35355-30-01

SPECIFICATIONS

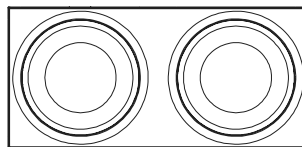
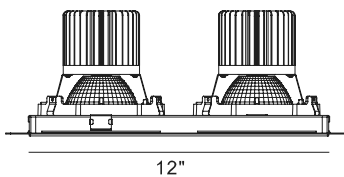
LED	WATTS	TOTAL LUMENS	KELVIN	DIMMABLE	CRI	BEAM ANGLE
	26W	5120lm	3000K / 3500K	TRIAC	90+	40°



FINISHES



PRODUCT DIMENSIONS



***HOUSING OPTIONS (SOLD SEPARATELY):**

Refer to page 123 for housing specification

36220-014 NEW CONSTRUCTION PLATE

36221-011 AIRTIGHT IC BOX



Dimension 20 1/4"L x 12 3/4"W x 1 3/8"H
Cut Hole 12 3/8"L x 6 1/8"W



Dimension 20 1/4"L x 12 3/4"W x 1 1/2"H
Cut Hole 12 3/8"L x 6 1/8"W

AMIGO 26W TRIMLESS DOWNLIGHT

35357



LAMPING

- 3 x 26W Integrated LED TRIAC Dimming. For 0-10V and alternate dimming options consult Eurofase.
- **Beam angle:** 40°
- **Kelvin:** 3000K/3500K
- **Lumen per head:** 2560lm
- **Total Lumens:** 7680lm
- **CRI:** 90+

ELECTRICAL

- Class 2 dimmable constant current driver (included)
- Driver box mates to fixture by 12" flexible BX cable
- Thermally protected
- **Input voltage:** 120V
For 277V and 347V input options consult Eurofase

HOUSING

- 18 gauge powder coated steel housing
- New construction plate, insulated ceiling box and airtight IC box sold separately (refer to housing options)*

MESH PLATE

- Steel mesh plate (included)
- Perforated perimeter allows mud to bond to mounting surface leaving a seamless finish in the ceiling

DIMENSIONS

- **Cut hole:** 18 5/8"L x 6 1/8"W
- **Fixture:** 18 1/8"L x 5 3/4"W x 5 1/4"H

PHOTOMETRICS

- See pg 45

CUSTOMIZATION

- For customization, please consult Eurofase


ORDERING GUIDE

MODEL	KELVIN	FINISH
35357	-30 3000K	-01 Black
	-35 3500K	-02 White


EXAMPLE: 35357-30-01

SPECIFICATIONS

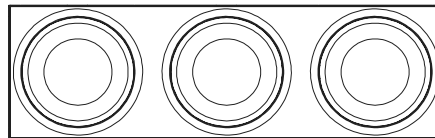
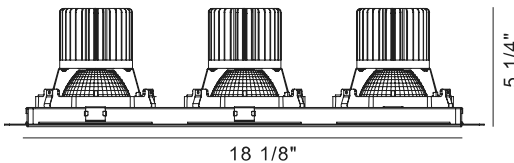
LED	WATTS	TOTAL LUMENS	KELVIN	DIMMABLE	CRI	BEAM ANGLE
	26W	7680lm	3000K / 3500K	TRIAC	90+	40°



FINISHES



PRODUCT DIMENSIONS



***HOUSING OPTIONS (SOLD SEPARATELY):**

Refer to page 123 for housing specification

36223-015 NEW CONSTRUCTION PLATE

36224-012 AIRTIGHT IC BOX



Dimension 27 1/4"L x 12 3/4"W x 1 3/8"H
Cut Hole 18 5/8"L x 6 1/8"W



Dimension 27 1/4"L x 12 3/4"W x 1 1/2"H
Cut Hole 18 5/8"L x 6 1/8"W