


AMIGO 15W TRIMLESS GIMBAL

36025



LAMPING

- 2 x 15W Integrated LED TRIAC Dimming. For 0-10V and alternate dimming options consult Eurofase.
- **Beam angle:** 40°
- **Kelvin:** 3000K/3500K
- **Lumen per head:** 1290lm
- **Total Lumens:** 2580lm
- **CRI:** 90+

ELECTRICAL

- Class 2 dimmable constant current driver (included)
- Driver box mates to fixture by 12" flexible BX cable
- Thermally protected
- **Input voltage:** 120V
For 277V and 347V input options consult Eurofase

HOUSING

- 18 gauge powder coated steel housing
- New construction plate, insulated ceiling box and airtight IC box sold separately (refer to housing options)*

GIMBAL

- Adjustable direction suits different application requirements
- **Tilt:** 30°

MESH PLATE

- Steel mesh plate (included)
- Perforated perimeter allows mud to bond to mounting surface leaving a seamless finish in the ceiling

DIMENSIONS

- **Cut hole:** 6 1/2"L x 3"W
- **Fixture:** 6 1/4"L x 2 3/4"W x 4 1/8"H

PHOTOMETRICS


- See pg 24

CUSTOMIZATION

- For customization, please consult Eurofase

SPECIFICATIONS

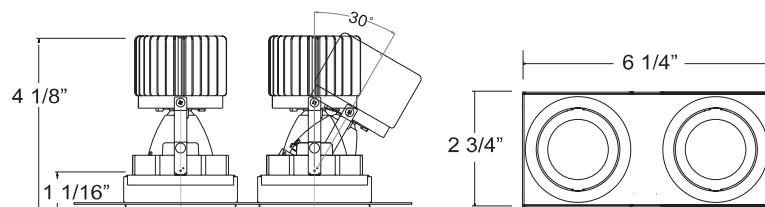
LED	WATTS	TOTAL LUMENS	KELVIN	DIMMABLE	CRI	BEAM ANGLE	TILT
	15W	2580lm	3000K / 3500K	TRIAC	90+	40°	30°



FINISHES

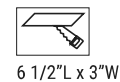


PRODUCT DIMENSIONS



ORDERING GUIDE

MODEL	KELVIN	FINISH
36025	-30 3000K	-01 Black
	-35 3500K	-02 White



EXAMPLE: 36025-30-01

*HOUSING OPTIONS (SOLD SEPARATELY):

Refer to page 122 for housing specification

36226-016 NEW CONSTRUCTION PLATE

36227-013 AIRTIGHT IC BOX



Dimension 17"L x 12 3/4"W x 1 3/8"H
Cut Hole 6 1/2"L x 3"W



Dimension 17"L x 12 3/4"W x 11 1/2"H
Cut Hole 6 1/2"L x 3"W

AMIGO 15W TRIMLESS GIMBAL

36027



LAMPING

- 3 x 15W Integrated LED TRIAC Dimming. For 0-10V and alternate dimming options consult Eurofase.
- **Beam angle:** 40°
- **Kelvin:** 3000K/3500K
- **Lumen per head:** 1290lm
- **Total Lumens:** 3870lm
- **CRI:** 90+

ELECTRICAL

- Class 2 dimmable constant current driver (included)
- Driver box mates to fixture by 12" flexible BX cable
- Thermally protected
- **Input voltage:** 120V
For 277V and 347V input options consult Eurofase

HOUSING

- 18 gauge powder coated steel housing
- New construction plate, insulated ceiling box and airtight IC box sold separately (refer to housing options)*

GIMBAL

- Adjustable direction suits different application requirements
- **Tilt:** 30°

MESH PLATE

- Steel mesh plate (included)
- Perforated perimeter allows mud to bond to mounting surface leaving a seamless finish in the ceiling

DIMENSIONS

- **Cut hole:** 10"L x 3"W
- **Fixture:** 9 3/4"L x 2 3/4"W x 4 1/8"H

PHOTOMETRICS

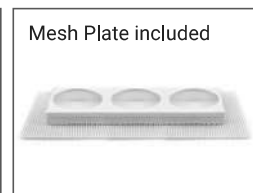
- See pg 25

CUSTOMIZATION


- For customization, please consult Eurofase

SPECIFICATIONS

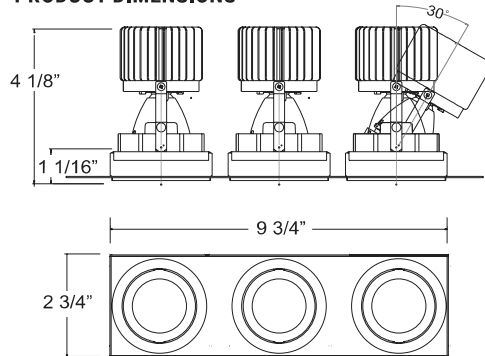
LED	WATTS	TOTAL LUMENS	KELVIN	DIMMABLE	CRI	BEAM ANGLE	TILT
	15W	3870lm	3000K / 3500K	TRIAC	90+	40°	30°



FINISHES



PRODUCT DIMENSIONS



ORDERING GUIDE

MODEL	KELVIN	FINISH
36027	-30 3000K	-01 Black
	-35 3500K	-02 White

EXAMPLE: 36027-30-01

*HOUSING OPTIONS (SOLD SEPARATELY):

Refer to page 122 for housing specification

36229-017 NEW CONSTRUCTION PLATE

36230-013 AIRTIGHT IC BOX



Dimension 25"L x 12"W x 1 3/8"H
Cut Hole 10"L x 3"W



Dimension 25"L x 12"W x 11 1/2"H
Cut Hole 10"L x 3"W