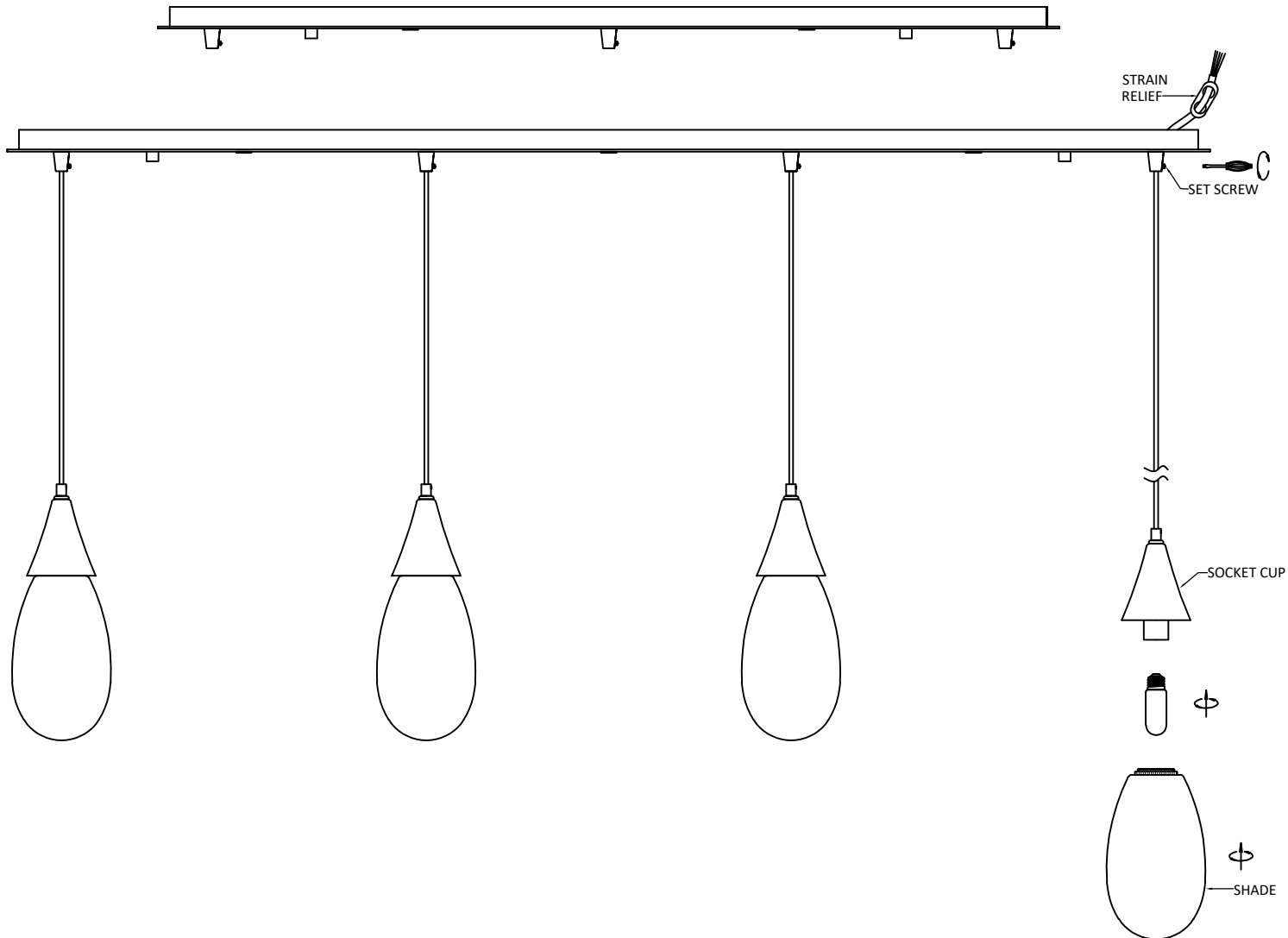


ITEM: 450-1P+123/124

DESIGN COPYRIGHT - 06/07/2023

ALL RIGHTS RESERVED AND MAY
NOT BE DUPLICATED WITHOUT OUR
WRITTEN PERMISSION

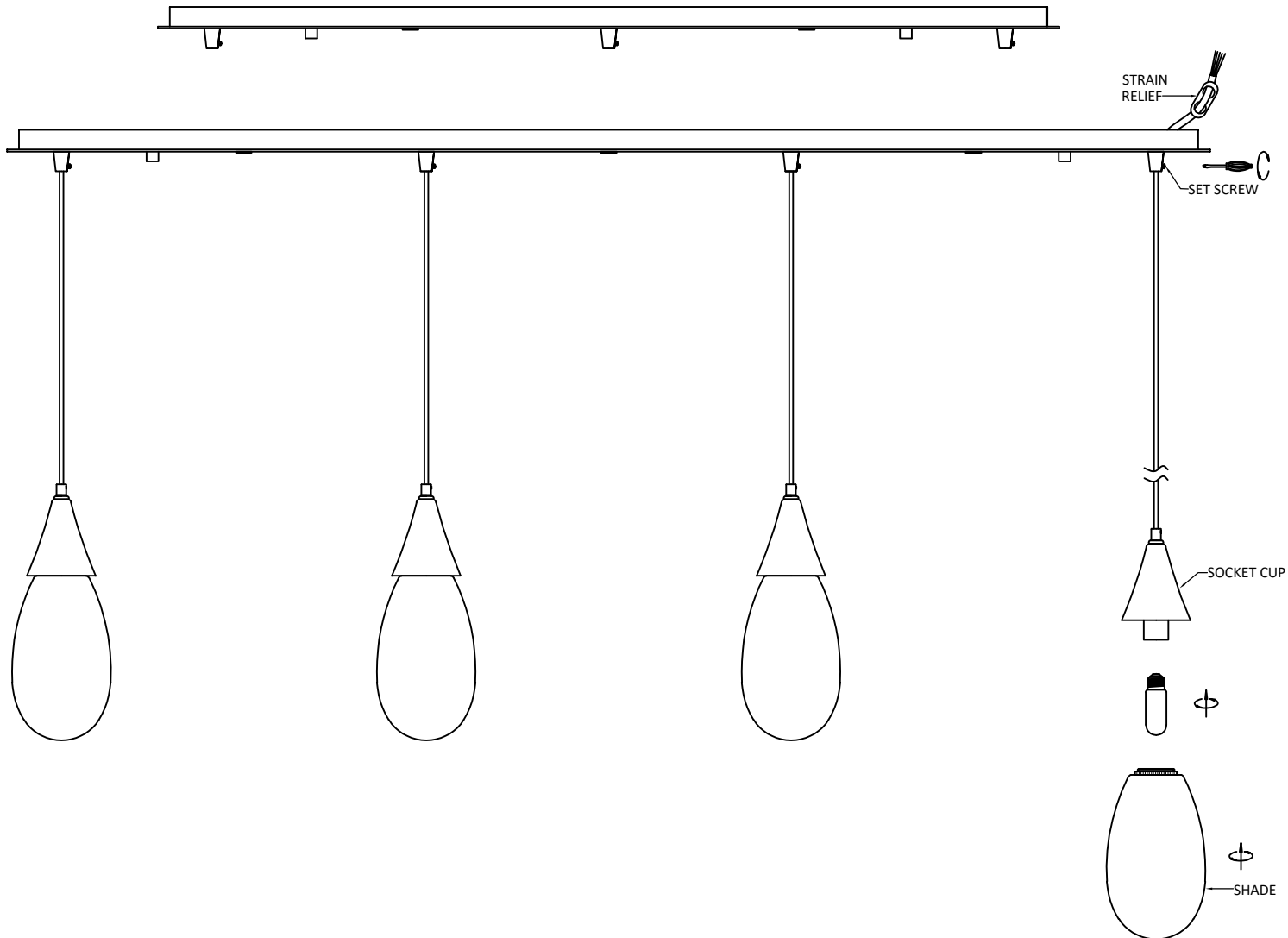


123, 124 CANOPY ASSEMBLY,
PASSING THE WIRE THROUGH THE CANOPY SECURED TIGHT WITH SET SCREW, THEN PUT
THE PLASTIC STRAIN RELIEF ON THE WIRE END TO HOLD THE WIRE TIGHT IN THE CANOPY.
SLIDE OPTIONAL DECORATIVE CHECK RING AND SHADE ONTO THE THREADED SOCKET CUP
AND SECURE USING THREADED SOCKET RING
DO NOT OVER TIGHTEN THREADED SOCKET RING TO AVOID BREAKING THE SHADE
PLEASE NOTE THAT THE SINGLE PENDANT MASS SHOULD BE NOT MORE THAN 5LB
BULB, CHECK RING, SHADE ARE NOT INCLUDED WITH THE FIXTURE, NEED TO SEPARATE
ORDER FROM INNOVATIONS

ITEM: 450-1P+123/124

DESIGN COPYRIGHT - 06/07/2023

ALL RIGHTS RESERVED AND MAY
NOT BE DUPLICATED WITHOUT OUR
WRITTEN PERMISSION

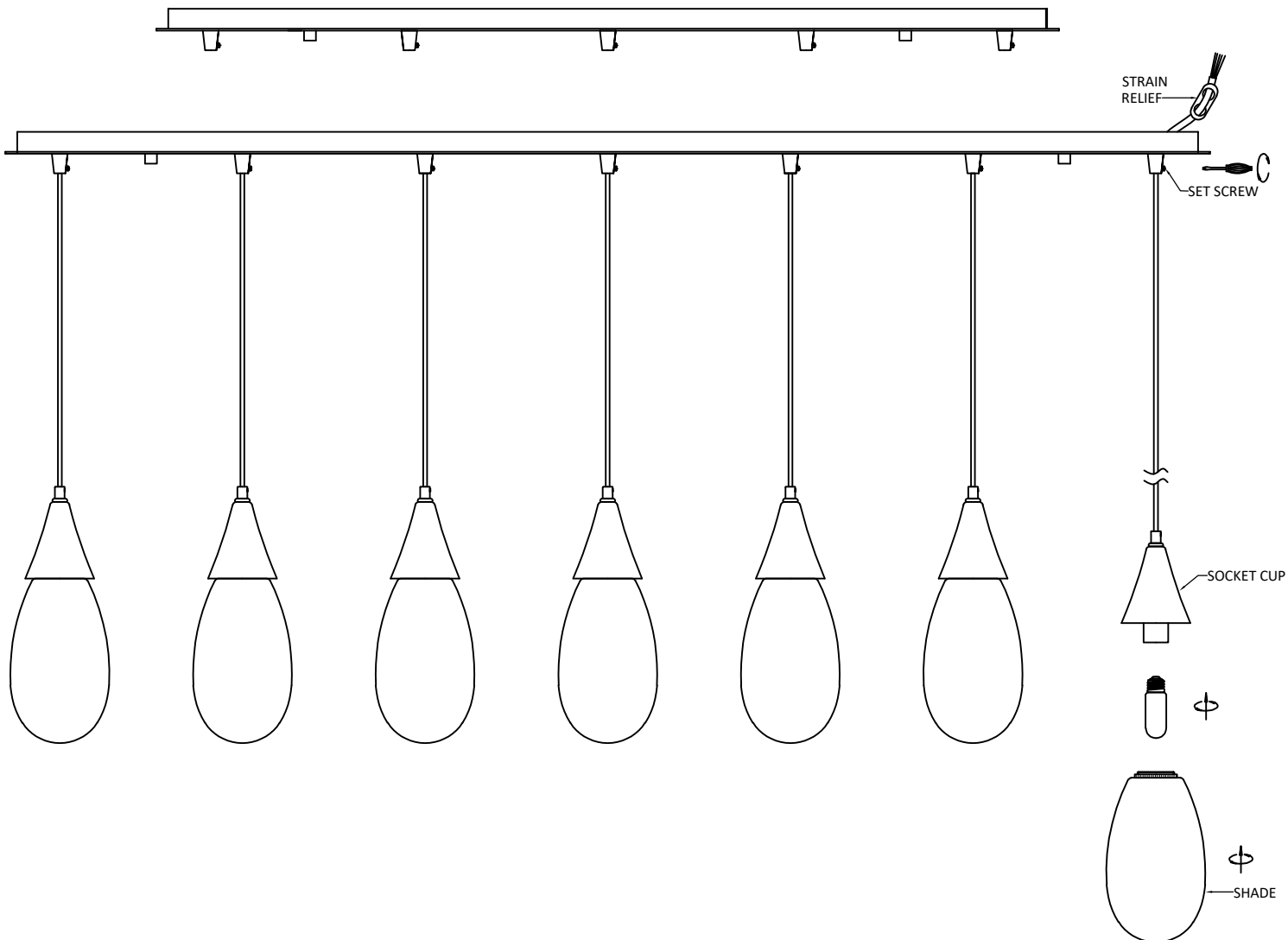


123, 124 CANOPY ASSEMBLY,
PASSING THE WIRE THROUGH THE CANOPY SECURED TIGHT WITH SET SCREW, THEN PUT
THE PLASTIC STRAIN RELIEF ON THE WIRE END TO HOLD THE WIRE TIGHT IN THE CANOPY.
SLIDE OPTIONAL DECORATIVE CHECK RING AND SHADE ONTO THE THREADED SOCKET CUP
AND SECURE USING THREADED SOCKET RING
DO NOT OVER TIGHTEN THREADED SOCKET RING TO AVOID BREAKING THE SHADE
PLEASE NOTE THAT THE SINGLE PENDANT MASS SHOULD BE NOT MORE THAN 5LB
BULB, CHECK RING, SHADE ARE NOT INCLUDED WITH THE FIXTURE, NEED TO SEPARATE
ORDER FROM INNOVATIONS

ITEM: 450-1P+125/127

DESIGN COPYRIGHT - 06/07/2023

ALL RIGHTS RESERVED AND MAY
NOT BE DUPLICATED WITHOUT OUR
WRITTEN PERMISSION



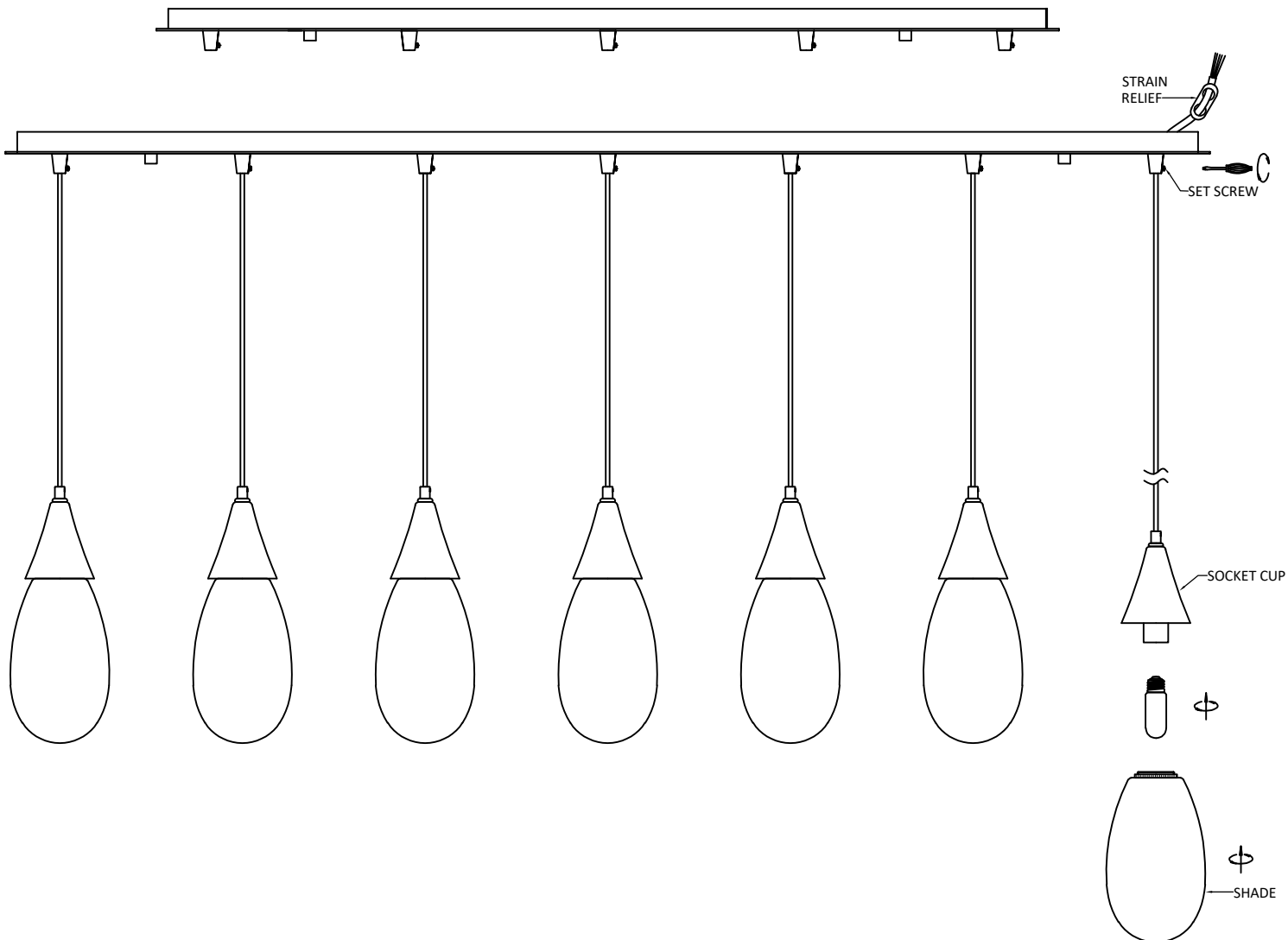
125, 127 CANOPY ASSEMBLY,
PASSING THE WIRE THROUGH THE CANOPY SECURED TIGHT WITH SET SCREW, THEN PUT
THE PLASTIC STRAIN RELIEF ON THE WIRE END TO HOLD THE WIRE TIGHT IN THE CANOPY.
SLIDE OPTIONAL DECORATIVE CHECK RING AND SHADE ONTO THE THREADED SOCKET CUP
AND SECURE USING THREADED SOCKET RING
DO NOT OVER TIGHTEN THREADED SOCKET RING TO AVOID BREAKING THE SHADE

PLEASE NOTE THAT THE SINGLE PENDANT MASS SHOULD BE NOT MORE THAN 5LB
BULB, CHECK RING, SHADE ARE NOT INCLUDED WITH THE FIXTURE, NEED TO SEPARATE
ORDER FROM INNOVATIONS

ITEM: 450-1P+125/127

DESIGN COPYRIGHT - 06/07/2023

ALL RIGHTS RESERVED AND MAY
NOT BE DUPLICATED WITHOUT OUR
WRITTEN PERMISSION



125, 127 CANOPY ASSEMBLY,
PASSING THE WIRE THROUGH THE CANOPY SECURED TIGHT WITH SET SCREW, THEN PUT
THE PLASTIC STRAIN RELIEF ON THE WIRE END TO HOLD THE WIRE TIGHT IN THE CANOPY.
SLIDE OPTIONAL DECORATIVE CHECK RING AND SHADE ONTO THE THREADED SOCKET CUP
AND SECURE USING THREADED SOCKET RING
DO NOT OVER TIGHTEN THREADED SOCKET RING TO AVOID BREAKING THE SHADE

PLEASE NOTE THAT THE SINGLE PENDANT MASS SHOULD BE NOT MORE THAN 5LB
BULB, CHECK RING, SHADE ARE NOT INCLUDED WITH THE FIXTURE, NEED TO SEPARATE
ORDER FROM INNOVATIONS