

SAFETY INFORMATION

Released Date: 2025-09-22

Please read and understand this entire manual before attempting to assemble, install or operate the product.

WARNING

- RISK OF ELECTRIC SHOCK - Before beginning installation, turn off electricity at the circuit breaker box or the main fuse box.
- RISK OF FIRE - Use bulbs specified by the markings and/or labels on the fixture.

CAUTION

- For your safety, read instructions completely before beginning installation.
- If in doubt about electrical installation, consult a licensed electrician.
- Turn off electricity to fixture before replacing the bulb(s).

CARE OF TIFFANY STYLE SHADE

A new Tiffany lamp shade has an oil film applied to the shade that protects the Tiffany shade from scratches during shipment. If the oil applied is too heavy you can remove the excess oil film with a paper towel. Gently wipe away the excess oil.

For general cleaning of Tiffany shades use a gentle lemon oil-based furniture polish applied to a soft cloth and wipe gently.

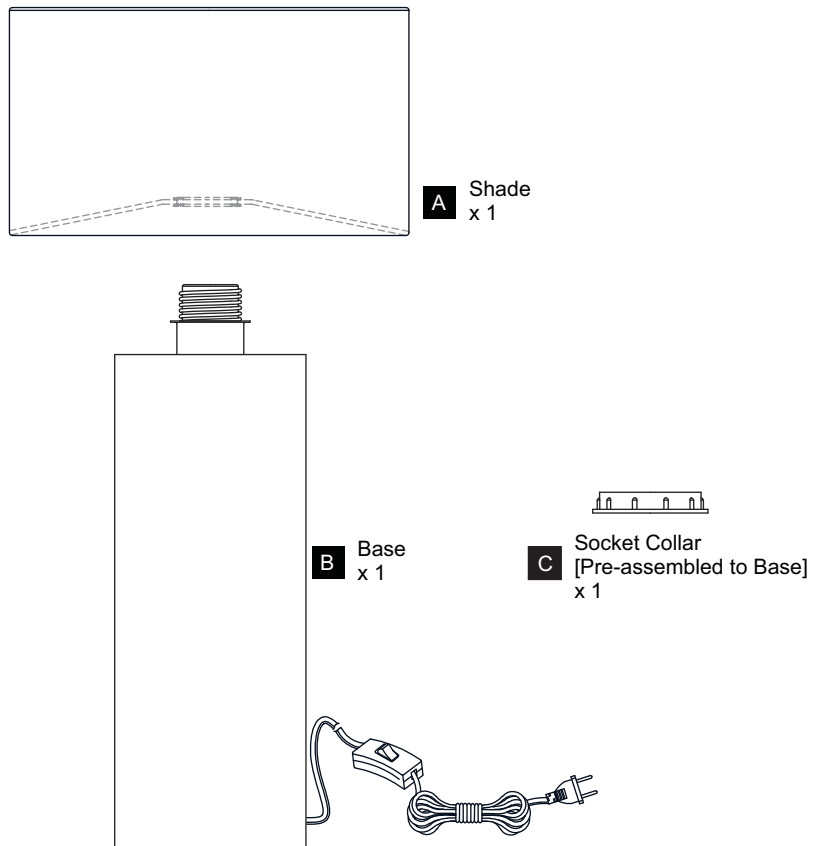
If a white powder appears on the soldered joints of the Tiffany shade this is a normal oxidation process. Use a small amount of lemon oil or mineral oil applied directly to oxidized areas and the soldered area will return to like new.

CARE AND MAINTENANCE

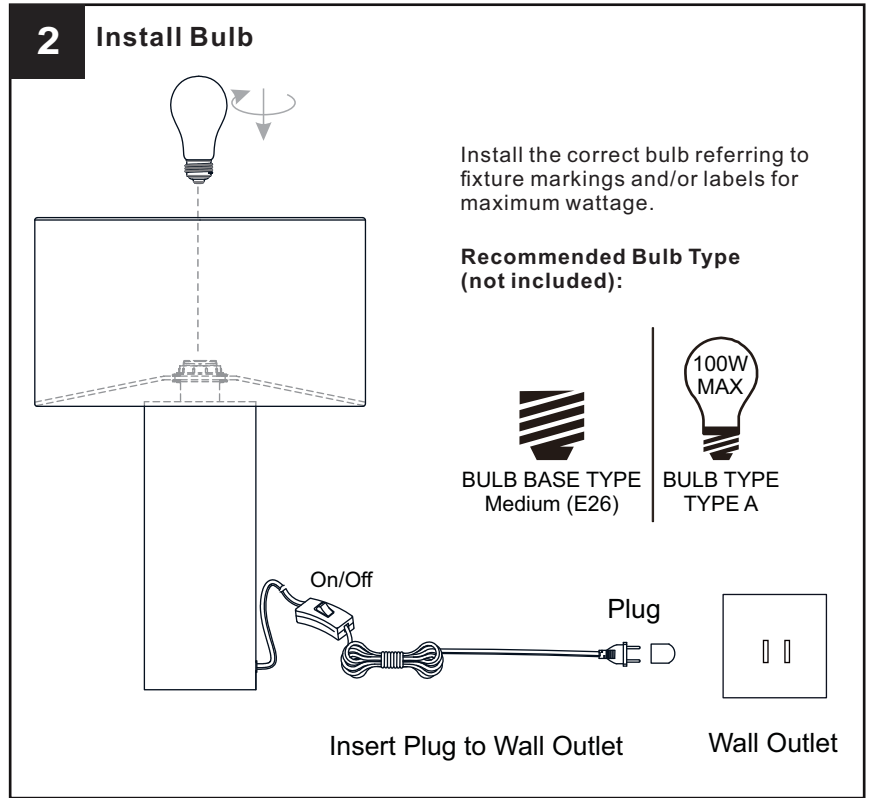
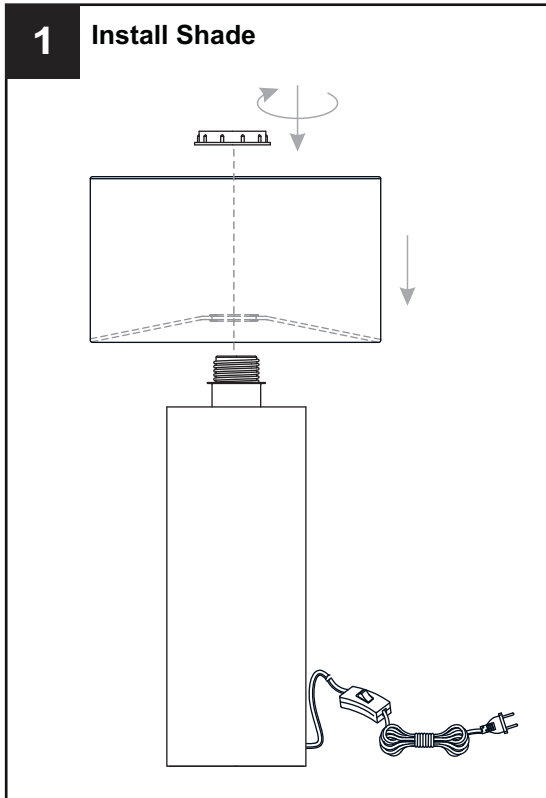
- Wipe clean using soft, dry cloth or static duster. Always avoid using harsh chemicals and abrasives to clean fixture as they may damage the finish.

If you need further assistance call Quoizel Customer Care at 1-800-645-3184 (9:00am - 5:00pm EST), or visit us on-line at www.quoizel.com.

PACKAGE CONTENTS



INSTALLATION



Your installation is now complete!
Insert the plug onto the wall outlet and push the switch to light your fixture on/off.
Save this instruction sheet for future reference.