

## SAFETY INFORMATION

Released Date: 2023-09-08

Please read and understand this entire manual before attempting to assemble, install or operate the product.

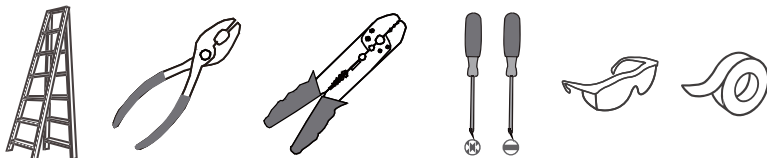
### WARNING

- RISK OF ELECTRIC SHOCK - Before beginning installation, turn off electricity at the circuit breaker box or the main fuse box.

### CAUTION

- For your safety, read instructions completely before beginning installation.
- If in doubt about electrical installation, consult a licensed electrician.

### TOOLS REQUIRED



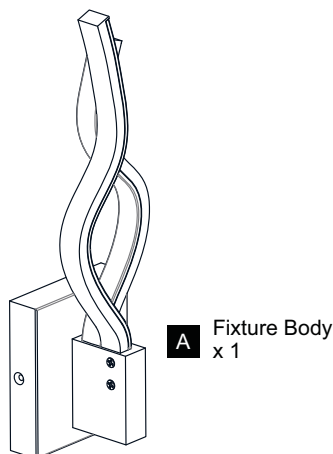
Ratings	120Vac, 60Hz	
	Model No.	Wattage
	PCISD8704C	14W
	PCISD8704MBK	14W

## CARE AND MAINTENANCE

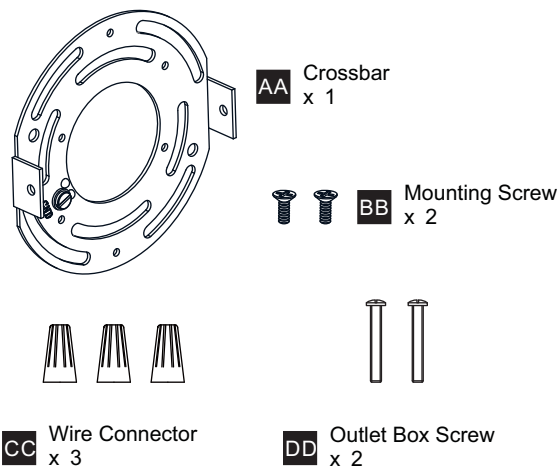
- Wipe clean using soft, dry cloth or static duster. Always avoid using harsh chemicals and abrasives to clean fixture as they may damage the finish.

If you need further assistance call Quoizel Customer Care at 1-800-645-3184 (9:00am - 5:00pm EST), or visit us on-line at [www.quoizel.com](http://www.quoizel.com).

## PACKAGE CONTENTS



## MOUNTING HARDWARE



## INSTALLATION

### 1 Install Crossbar Assembly

Outlet Box

### 2 Wiring

White wire from supply      White wire from fixture

Black (or red) wire from supply      Black wire from fixture

Ground wire from supply      Ground wire from fixture

Green ground screw

### 3 Install Fixture Body

**Your installation is now complete! Restore electricity and save this sheet for future reference.**