

INSTALLATION GUIDE FOR PCKCH8523EK and PCKCH8523PBN

SAFETY INFORMATION

Released Date: 2023-07-27

Please read and understand this entire manual before attempting to assemble, install or operate the product.

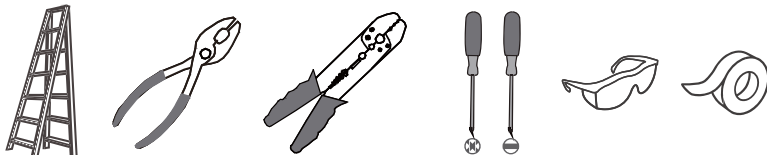
WARNING

- RISK OF ELECTRIC SHOCK - Before beginning installation, turn off electricity at the circuit breaker box or the main fuse box.

CAUTION

- For your safety, read instructions completely before beginning installation.
- If in doubt about electrical installation, consult a licensed electrician.

TOOLS REQUIRED



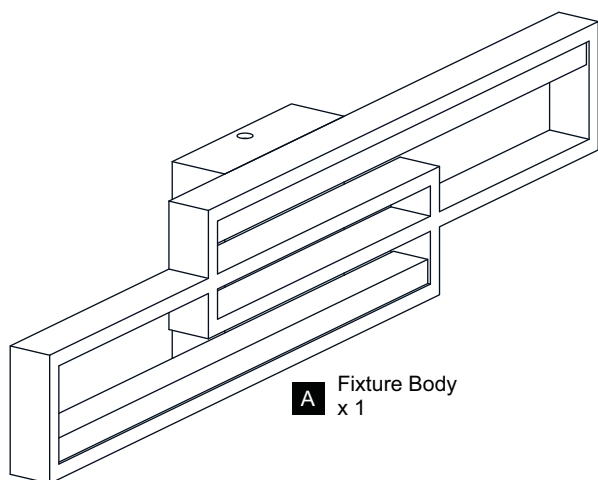
Ratings	120Vac, 60Hz	
	Model No.	Wattage
	PCKCH8523EK	16W
	PCKCH8523PBN	16W

CARE AND MAINTENANCE

- Wipe clean using soft, dry cloth or static duster. Always avoid using harsh chemicals and abrasives to clean fixture as they may damage the finish.

If you need further assistance call Quoizel Customer Care at 1-800-645-3184 (9:00am - 5:00pm EST), or visit us on-line at www.quoizel.com.

PACKAGE CONTENTS

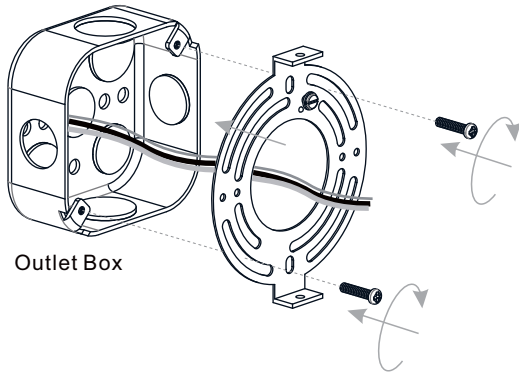


MOUNTING HARDWARE

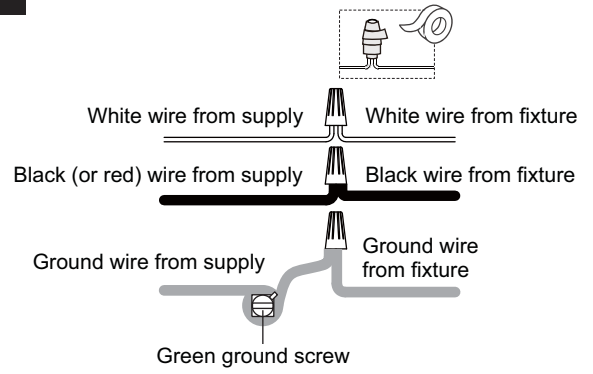


INSTALLATION

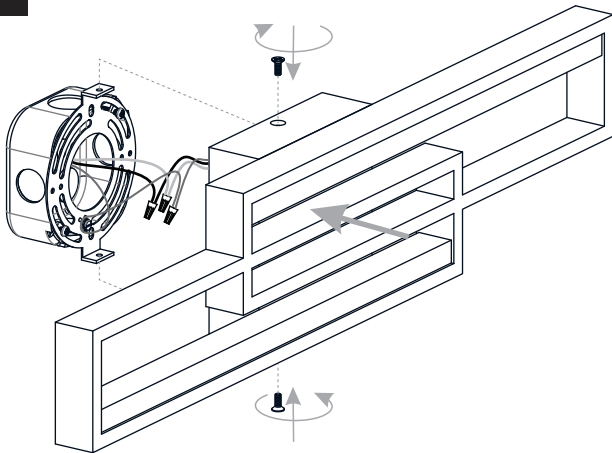
1 Install Crossbar



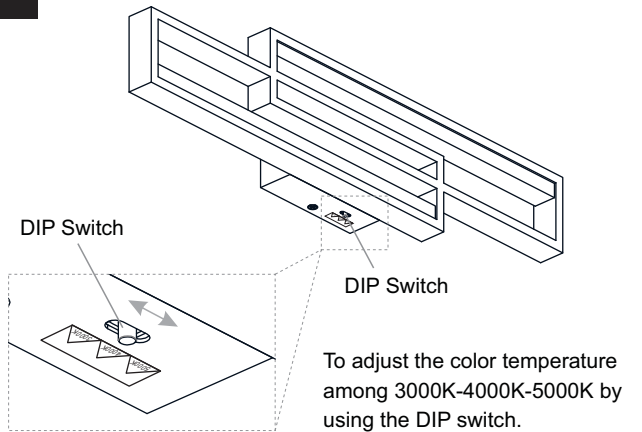
2 Wiring



3 Install Fixture Body



4 Adjust Color Temperature



Your installation is now complete! Restore electricity and save this sheet for future reference.