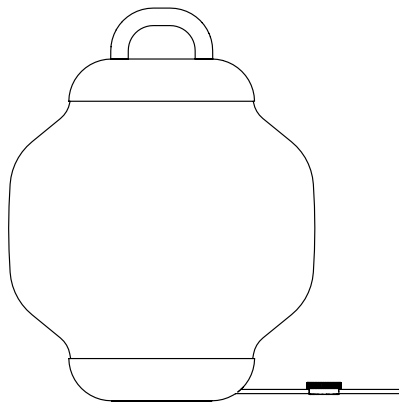
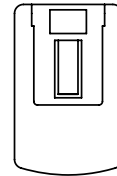


CONTENTS

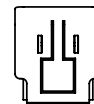
Esper Table Lamp



USB Driver



(x5) Driver Adapters



SAFETY INFORMATION

Suitable for dry, indoor use only.

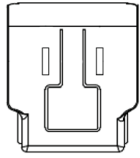
Maximum ambient temperature: 25°C

If the external flexible cable or cord of this luminaire is damaged, it shall be exclusively replaced by Roll & Hill or Roll & Hill's service agent or a similarly qualified person in order to avoid hazard.

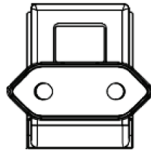
The light source contained in this luminaire shall only be replaced by the manufacturer or his service agent or a similar qualified person.

INSTALLATION | POWER & DIMMING

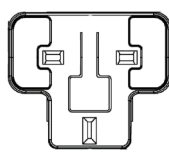
1. Find the suitable driver adapter for your country's outlet type.



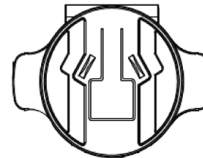
North America



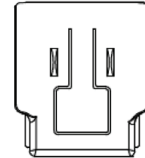
Europe



United Kingdom



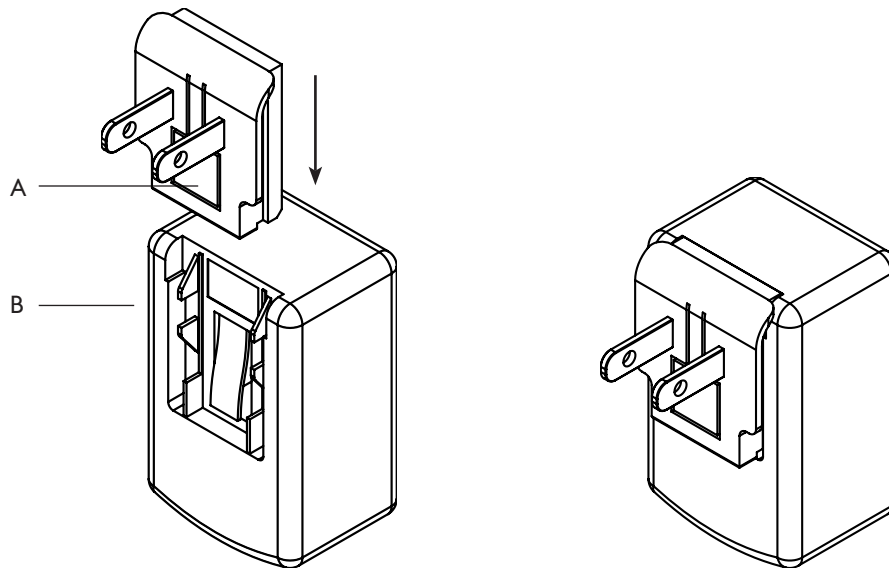
Australia



China

2. Slide driver adapter (A) into USB driver (B) until it clicks into place.

3. To remove a driver adapter, press on the flexible tab on the adapter (A) and slide it out of the USB driver (B).



4. Rotate the dimmer knob (C) clockwise to make the lamp brighter. Rotate the dimmer knob counterclockwise to make the light dimmer and to turn it off.

