

NL-402S

4" Shallow Low Voltage Non-IC New Construction Housing

Source: 50W max.

12V MR16 (Lamp not included)

Type

Project

Catalog No.

Notes

PRODUCT DESCRIPTION

4" Shallow low voltage IC small low profile new construction housing provides crisp, defined MR16 quartz halogen illumination to any insulated ceiling application. The small profile of this series provides easy installation to any joist or steel stud construction. A wide variety of attractive adjustable trims allows fine-tuned aiming of direction light sources.

CONSTRUCTION

Plaster Frame: 0.040 steel frame w/ite integral bar hanger brackets. Brackets can accommodate longer 27" accessory flat bar hangers. Shipping screw installed to provide extra security for transformer during shipment - remove before installation.

Housing: 0.035 white baked enamel one-piece drawn steel. Adjustable for ceiling thickness from 1/2" to 7/8".

Clearance: Non-IC housings require a minimum clearance of 3" from thermal insulation and 1/2" from combustible material from above the fixture.

Bar Hangers: Two 13-3/4" to 24-1/2" adjustable bar hangers with captive nails are included on frame. Bar hangers are parallel to junction box, but can be repositioned 90° perpendicular to junction box if desired. "L" Shaped bar hanger foot to align to bottom of construction joist. A T-Bar notch allow for easy installation in a suspended ceiling.

Junction Box: Prewired 25 cubic inch 0.064" thick galvanized steel, with three 1/2", two 3/4" knockouts and four Romex pryouts and snap on covers. All leads are #18AWG wire, the ground wire is connected to the bottom, and quick connectors are supplied on all leads. Maximum of 8 no. 12 AWG through branch circuit conductors suitable for at least 90°C permitted in junction box.

ELECTRICAL

Input Voltage: 120V

Output Voltage: 12V

Socket: Bi-Pin GU5.3 socket with heat shield

Wattage: 50W max. (consult factory for lower wattage label)

Lamp: 12V MR16 (not included)

Dimming: MLV (with Magnetic Transformer) or ELV (with Electronic Transformer)

COMPATIBLE TRIMS

[NL-410](#) = Adjustable Baffle

[NL-411](#) = Black Adjustable Stepped Baffle

[NL-412](#) = Gold Adjustable Reflector

[NL-413](#) = Black Adjustable Reflector


[NL-414](#) = Specular Clear Adjustable Reflector


[NL-416](#) = White Adjustable Reflector


[NL-418](#) = Adjustable Eyeball, Baffle


[NL-420](#) = White Pinhole with Black Baffle

[NL-421](#) = White Pinhole with White Baffle

[NL-422](#)  = Albalite Lens with Reflector (Wet Listed)

[NL-423](#)  = Fresnel Lens with Reflector (Wet Listed)

[NL-425](#)  = Frosted Dome Lens with Reflector (Wet Listed)

[NL-426](#)  = Flat Frosted Lens with Reflector (Wet Listed)

[NL-427](#)  = Flat Frosted Lens with Clear Center (Wet Listed)

[NL-440](#) = Metal Pinhole

[NL-445](#) = Adjustable Slot Aperture

[NL-448](#) = Adjustable Wall Wash with Black Baffle

[NL-449](#) = Adjustable Wall Wash with White Baffle

[NL-450](#) = Adjustable Wall Wash with White Reflector

[NL-452](#) = Natural Metal Adjustable Reflector with Ring

[NL-453](#) = Adjustable Reflector with Ring


[NL-463](#) = Adjustable Gimbal with Baffle


[NL-465](#) = Surface Adjustable

[NL-470](#) = Fully Adjustable Elbow

[NL-4810](#) = Square Adjustable Stepped Baffle

[NL-4814](#) = Square Adjustable Reflector

[NL-4826](#)  = Square Frosted Flat Lens (Wet Listed)

[NL-4827](#)  = Square Frosted Flat Lens, Clear Cente (Wet)

[NL-4840](#) = Square Pinhole

[NL-4845](#) = Square Adjustable Slot Aperture

[NL-4855](#) = Square Pinhole with Adjustable Reflector

[NL-4857](#) = Square Adjustable Reflector

[NL-4865](#) = Square Surface Adjustable

[NL-490](#) = Adjustable Drop Gimbal

OPTIONAL ACCESSORIES

[NRA-28](#): 27" Flat Bar Hangers

[NRA-36](#): Replacement socket with heat shield

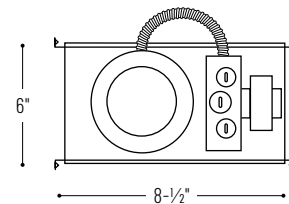
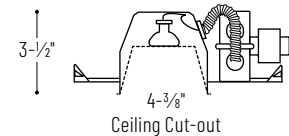

LABELS AND LISTINGS

cULus Listed for Damp Location

(wet location when used with compatible trims)



PRODUCT IMAGES & DIMENSIONS



4" Shallow Low Voltage Non-IC New Construction Housing

Catalog No.

[NL-402S/20](#) = 4" Shallow Low Voltage Housing, 120V/12V Magnetic Transformer, Rated for 20W max.

[NL-402S/37](#) = 4" Shallow Low Voltage Housing, 120V/12V Magnetic Transformer, Rated for 37W max.

[NL-402S](#) = 4" Shallow Low Voltage Housing, 120V/12V Magnetic Transformer, Rated for 50W max.

[NL-402S/TEL](#) = 4" Shallow Low Voltage Housing, 120V/12V Electronic Transformer, Rated for 3-50W

Optional Accessories

Description

[NRA-28](#) = 27" Flat Bar Hangers

[NRA-36](#) = Replacement socket with heat shield

Example: [NL-402S](#) = 4" Shallow Low Voltage Housing, 120V/12V Magnetic Transformer, Rated for 50W max.