


PH 3¹/₂-2¹/₂ FLOOR

The fixture is designed based on the principle of a reflective three-shade system, which directs the majority of the light downwards. The shades are made of handblown opal three-layer glass, which is glossy on top and sandblasted matte on the underside, giving a soft and diffused light distribution.



Poul Henningsen

Poul Henningsen was born in Copenhagen by the famous Danish writer Agnes Henningsen. He never graduated as an architect, but studied at The Technical School at Frederiksberg, Denmark from 1911-14, and then at Technical College in Copenhagen from 1914-17.



Product info

Mounting

Cord type: Black. Cord length: 12'. Switch: In-line on/off foot switch provided.

Finish

Black metalized or high lustre chrome plated. White opal glass.

Materials

Base: Black metalized or high lustre chrome plated, spun brass. Shades: Hand blown white opal glass. Top plate: Black metalized or high lustre chrome plated, spun brass. Stem: Black metalized or high lustre chrome plated, steel.

Sizes and weight

Width x Height x Length (in.) | 13 x 51.2 x 13 Max 16.2 lbs

Compliance

cULus, Dry location.

Light source

A-19/medium



Related products



PH 3½-3 Pendant



PH 3½-2½ Table



PH 3½-3 Glass Pendant



PH 3½-2½ Glass Table

Product variants

Color	Cable type	Light source	Voltage frequency
● Black metalized	Blk	A-19/medium	120V
● Brass metalized	Wht		
● High lustre chrome plated			

Product description

Portable fixture.
Terse and iconic design.
The size of the three shades is adjusted for optimum performance and comfort.
Interior surfaces of glass shades sandblasted to diffuse light.
Member of a family products of various sizes and type.

Mounting

Portable fixture plugs into standard wall outlet.

Light description

The fixture emits glare free, comfortable light.

Design

Poul Henningsen

Material

Shades: mouth blown white glass, 1.5mm (0.06") thick.
Struts: chrome plated steel.
Base: steel with chrome-plated brass cover.
Stem: extruded steel, chrome plated, 1.5mm (0.06") thick.
Switch: on/off, phenolic, on cord.
Socket: Porcelain, medium base for A-19, frosted envelope lamps.

Weight

Min: 15.097 lbs Max: 16.197 lbs

Finish

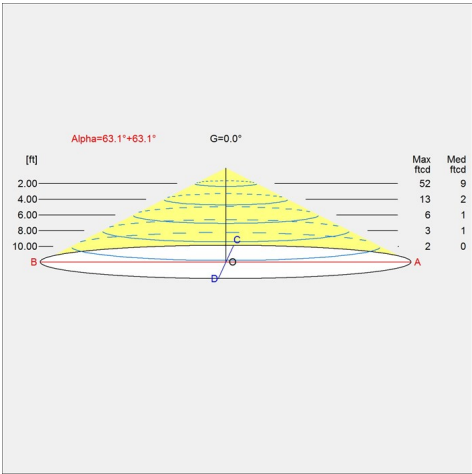
Black metalized, Brass metalized, High lustre chrome plated

Voltage

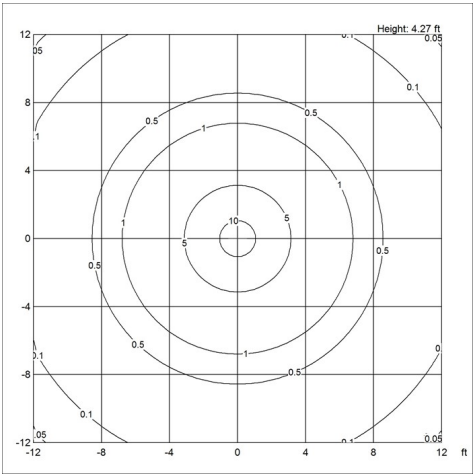
120V

Light distribution diagrams

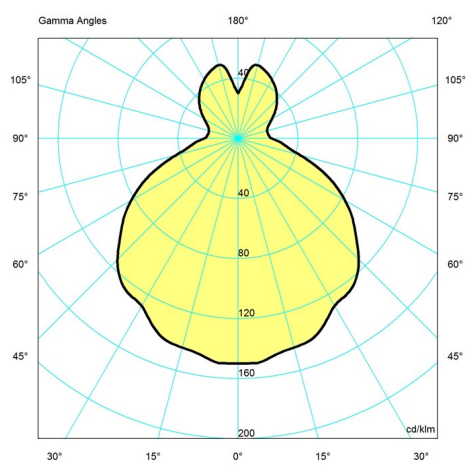
Cartesian



Isolux



Polar



Spare parts & accessories

Product	Variant number
FINGER SCREW SS M3X12 (3PCS) LOWER	5744610528
FINGER SCREW BRASS RAW M3X12 (3PCS) LOWER	5744611284
PH 3½-2½, Glass middle shade	5744162241
PH 3½-2½, Glass lower shade	5744162254
PH 3½, Glass top shade	5744162267
FOOT SWITCH, ON/OFF, BLACK	5717000000