



# PH 4½-4 GLASS PENDANT

The fixture is designed based on the principle of a reflective three-shade system, which directs the majority of the light downwards. The shades are made of hand blown opal three-layer glass, which is glossy on top and sandblasted matte on the underside, giving a soft and uniform light distribution.



## Poul Henningsen

Poul Henningsen was born in Copenhagen by the famous Danish writer Agnes Henningsen. He never graduated as an architect, but studied at The Technical School at Frederiksberg, Denmark from 1911-14, and then at Technical College in Copenhagen from 1914-17.



## Product info

### Information

Electrical: System Wattage: 22W LED Wattage: 20 W Delivered lumens: 1,367 Efficacy: 62.1 lm/W Certifications: cULus, Dry Location Protection class IP20 Controllability: Phase dimming Actual performance dependent upon screw-base lamp used.

### Mounting

Canopy: White. Cord type: 3-conductor, 18 AWG black PVC power cord. Cord length: 12'.

### Finish

High lustre chrome plated. White opal glass.

### Materials

Shades: Hand blown white opal glass. Suspension: High lustre chrome plated, extruded aluminum.

### Sizes and weight

Width x Height x Length (in.) | 17.7 x 16.1 x 17.7 Max 9.5 lbs

### Compliance

cULus, Dry location.

### Light source

A-21/medium

### Information

Electrical:

System Wattage: 22W

LED Wattage: 20 W

Delivered lumens: 1,367

Efficacy: 62.1 lm/W

Certifications:

cULus, Dry Location

Protection class IP20

Controllability: Phase dimming

Actual performance dependent upon screw-base lamp used.



## Related products



PH 4½-3½ Glass Table



PH 4½-3½ Glass Floor

## Product variants

### Light source

A-21/medium

### Voltage frequency

120V

# Product description

PH 4 ½-4 pendant is one of the iconic fixtures recognized throughout the world. It is a medium scale pendant of gently sloped glass shades with a lustrous metal socket housing on top. The iconic design is based on the principle of a reflective three-shade system, which directs the majority of the light downwards. The shades are made of handblown, opal white, three-layer glass, which is glossy on top and sandblasted matte on the underside, giving a soft and uniform light distribution. The socket housing is available in three finishes of chrome, metalized black, and metalized brass. Part of a family including indoor and outdoor products.

---

## Mounting

Mounts onto a 4 inch octagonal outlet box. Canopy: White for all pendants, flat cone profile, 5.3 IN diameter x 1 IN tall. Cord type: 3-conductor, 18 AWG fabric-covered power cord. Brass pendant has white cord, chrome and black pendants have black cord. Cord length: 12 feet.

---

## Light description

Light distribution is mostly downward with the glass shades casting a soft glow horizontally and upwards. The curvature of the shades and their positions limit the direct view of the lamp to reducing glare. Provided with a medium base socket for the customer to provide their desired lamp.

---

## Design

Poul Henningsen

---

## Material

Glass shades are three-layered, glossy, opal white, handblown glass 0.2 IN thick with sandblasted inner surfaces. Socket housing and stem are brass 0.05 IN thick. Socket is porcelain. Shade holder is brass or stainless steel. Canopy is spun aluminum, 0.03 IN thick. Finish is high lustre chrome plating or metalized black or brass.

---

## Weight

9.544

---

## Other functions

Longer cord lengths.

---

## Finish

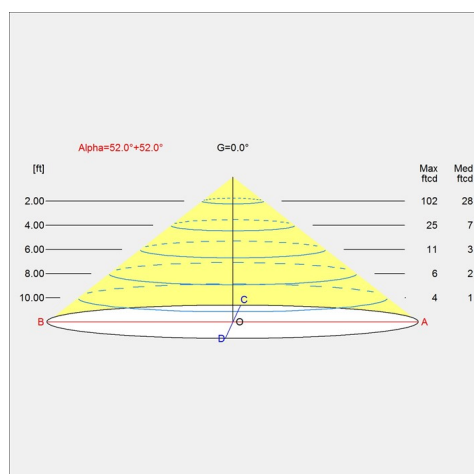
High lustre chrome plated

## Voltage

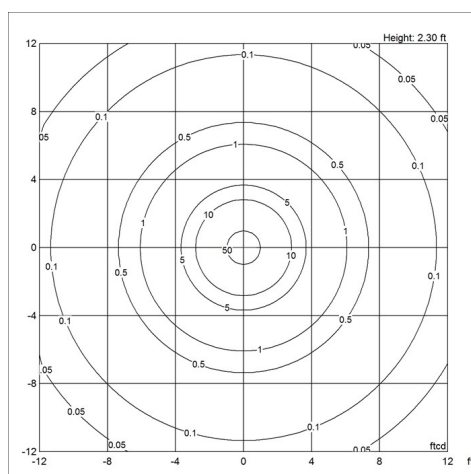
120V

## Light distribution diagrams

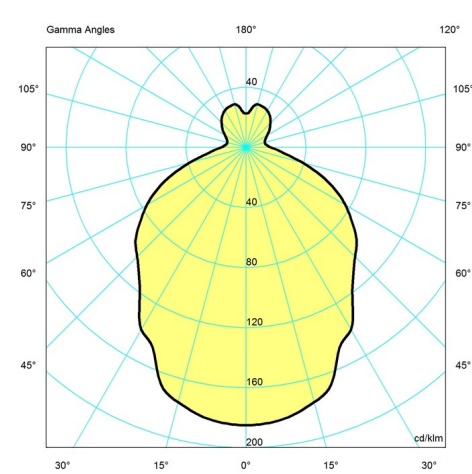
### Cartesian



### Isolux



### Polar



## Spare parts & accessories

Product	Variant number
PH 4½-4 GLASS PENDANT, TOP SHADE	5741481200
PH 4½-4 GLASS PENDANT, MIDDLE SHADE	5741481213
PH 4½-4 GLASS PENDANT, LOWER SHADE	5741481226
PH 4½-4 GLASS PENDANT, LOWER BOWL	5741481239
FINGER SCREW MCP M3X11 (3PCS) LOWER	5744611158
PH 4½-4 GLASS PENDANT 22W INC V2 US	5741928569