


PH 5 MINI

The fixture provides 100% glare-free light. Its design is based on the principle of a reflective three-shade system that directs most of the light downward. The fixture emits both downward and lateral light, thus illuminating itself.



Poul Henningsen

Poul Henningsen was born in Copenhagen by the famous Danish writer Agnes Henningsen. He never graduated as an architect, but studied at The Technical School at Frederiksberg, Denmark from 1911-14, and then at Technical College in Copenhagen from 1914-17.



Set location -
The Qvest



Product info

Environmental Product Specification

This product is compliant with the requirements contained in the European Directives, RoHS Directive 2011/65 and 2015/863. This product is designed so that 100% of the product can be disassembled and reused.

Information

Electrical: System Wattage: 6W LED Wattage: 6 W Delivered lumens: 156 - 142 Efficacy: 26.0 lm/W - 23.7 lm/W
Certifications: cULus, Damp Location Protection class IP20 Controllability: Phase dimming Actual performance dependent upon screw-base lamp used.

Mounting

Canopy and cord: Black for Monochrome Black, White for all other colors. Cord type: 3-conductor, 18 AWG cloth-covered power cord. Cord length: 12 feet.

Finish

Classic (white) or Modern White: Matte powder-coated. Monochrome Black, Monochrome Blue, Monochrome White, Hues of Blue, Hues of Green, Hues of Gray, Hues of Orange, Hues of Red, Hues of Rose: Matte wet-painted. Metal versions: Polished brass or copper and white, matte powder-coated. Please note that the copper and brass surfaces are untreated. This means that the surfaces will change over time and develop a patina.

Materials

Shades and anti-glare disc: Spun aluminum, spun copper or spun brass. Struts: rolled aluminum.

Sizes and weight

Width x Height x Length (in.) | 11.8 x 6.4 x 11.8 Max 5.0 lbs

Compliance

cULus, Damp location.

Light source

A-15/medium

Information

Electrical:
System Wattage: 6W
LED Wattage: 6 W
Delivered lumens: 156 - 142
Efficacy: 26.0 lm/W - 23.7 lm/W
Certifications:
cULus, Damp Location
Protection class IP20
Controllability: Phase dimming
Actual performance dependent upon screw-base lamp used.
















Related products



PH 5

Product variants

Color	Cable type	Light source	Voltage frequency
 Brass	Black textile	A-15/medium	120V
 Copper	White textile		
 Hues of blue			
 Hues of green			
 Hues of grey			
 Hues of orange			
 Hues of red			
 Hues of rose			
 Monochrome black			
 Monochrome blue			
 Monochrome white			
 White classic			
 White modern			

Product description

The PH5 is modern interpretations of the classic PH 5. It is offered in many different new colors to fit into today's environments. As a follow-up to his celebrated three-shade system, the fixture emits both downward and lateral light, thus illuminating itself. Similar to the PH 5 Classic, a warmer tone of light is created by the inside red cone and a small blue reflector. The shades are aluminum with matte white finish on the lower surfaces, giving a soft and uniform light distribution. Available in a wide variety of colors and materials. Copper and brass pendants are untreated and will patinate over time.

Mounting

Mounts onto a 4 inch octagonal outlet box. Canopy: Flat cone profile, 5.3 IN diameter x 1 IN tall, black for monochromatic black, white for all other finishes. Cord type: 3-conductor, 18 AWG fabric-covered power cord, black for monochromatic black, white for all other finishes. Cord length: 12 feet.

Light description

Spherical light distribution. The top trumpet shaped shade provides vertical illumination of the room. The three lower shades direct light downward. The curvature of the shades and their positions combined with a bottom frosted glass disk positioned inside the smallest shade limit viewing of the lamp to reduce glare. Provided with a medium base socket for the customer to provide their desired lamp.

Design

Poul Henningsen

Material

Shades: spun aluminum, 0.06 IN thick. Vertical struts: extruded aluminum sleeves over steel rods. Canopy is spun aluminum, 0.03 IN thick. Standard finish are matte surface powder coat with minimum 2 mils thickness in white. Wet painted colors on shade top surfaces and on sleeves.

Brass, Copper, Hues of blue, Hues of green, Hues of grey, Hues of orange, Hues of red, Hues of rose, Monochromatic black, Monochromatic blue, Monochromatic white, White classic, White modern

Weight

Min: 2.05 lbs Max: 5.011 lbs

Other functions

Longer cord lengths.

Finish

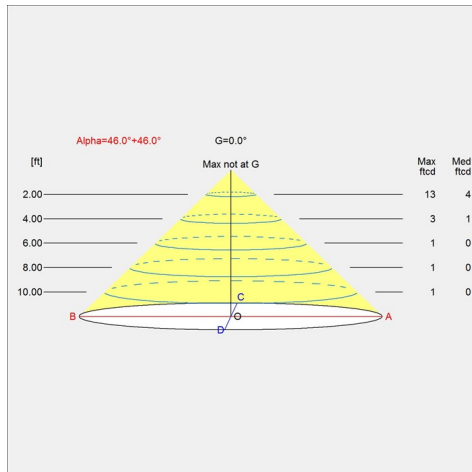
Brass, Copper, Hues of blue, Hues of green, Hues of grey, Hues of orange, Hues of red, Hues of rose, Monochrome black, Monochrome blue, Monochrome white, White classic, White modern

Voltage

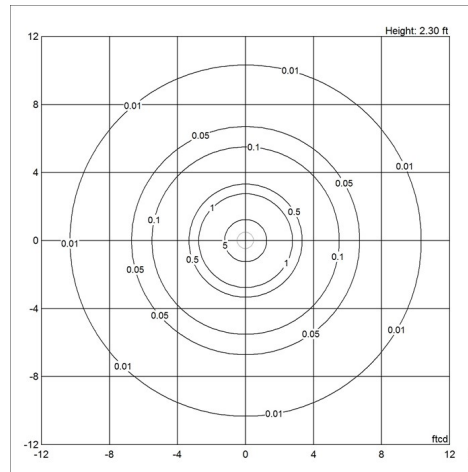
120V

Light distribution diagrams

Cartesian



Isolux



Polar

