



# PATERA

This spherical pendant emits a glare-free glow of light, which is reflected by the small diamond-shaped cells that comprise the fixture. The lamp's structure ensures that the light is glare-free from above 45 degrees while also allowing the fixture to emit a downwardly directed light as well as an upward radiance, illuminating the ceiling to lend further ambiance to its surroundings. Each cell shapes the light by creating soft transitions between direct and reflected light to emphasize the pendant's remarkably radiant sphere.



## Øivind Slaatto

Øivind Slaatto (born 1978) is a promising Danish designer, recognised for his simple and poetic solutions. Nature is Øivind's most important source of inspiration. He also seeks to transfer characteristics such as rationality, logic and harmony to his designs.



## INGENIØR'NE



## Product info

### Environmental Product Specification

This product is compliant with the requirements contained in the European Directives, RoHS Directive 2011/65 and 2015/863. This product is designed so that 100% of the product can be disassembled and reused.

### Information

Electrical: System Wattage: 42W, 65W or 97W (LED) 40W, 100W or 200W (INC) LED Wattage: 40W, 62W, or 89 W Delivered lumens: 2,307 - 4,291 (LED) Efficacy: 44 lm/W - 60 lm/W (LED) Certifications: cULus, Dry Location Protection class IP20 Controllability: 0-10V Dimming (LED variants); Phase dimming (incandescent variants) Color Rendering: Ra≥90 for LED variants. Performance dependent upon screw-base lamp used in socketed variants.

### Mounting

Canopy: White. Cord type: 2-conductor, 18 AWG white PVC power cord. Cord length: 12'. LED variants include 1x stainless steel aircraft cable.

### Finish

White, matte-coated.

### Materials

Shade: Cut, matte, PVC foil. Suspension: Matte-chromed aluminum and die-cast acrylic.

### Sizes and weight

Width x Height x Length (in.) | 17.7 x 17.1 x 17.7 Max 11.6 lbs | 23.6 x 22.7 x 23.6 Max 14.0 lbs | 35.4 x 34.1 x 35.4 Max 66.2 lbs | 11.8 x 12 x 11.8 Max 4.7 lbs

### Compliance

cULus, Damp location.

### Specification notes

a. 11.8 IN available only in 1/40W/A-19. b. 17.7 IN available in 1/100W/A-19 or 44W LED. c. 23.6" variants available in 1/200W/A-19 or 65W LED. d. 35.4" variants available in 1/200W/A-19 or 97W LED. e. Incandescent variants available only in 120V. f. LED variants available only in 120-277V with 0-10V dimming.

### Light source

A-19/IF medium

### Information

#### Electrical:

System Wattage: 42W, 65W or 97W (LED)  
40W, 100W or 200W (INC)

LED Wattage: 40W, 62W, or 89 W

Delivered lumens: 2,307 - 4,291 (LED)

Efficacy: 44 lm/W - 60 lm/W (LED)

#### Certifications:


cULus, Dry Location

Protection class IP20

Controllability: 0-10V Dimming (LED variants); Phase dimming (incandescent variants)

Color Rendering: Ra≥90 for LED variants.

Performance dependent upon screw-base lamp used in socketed variants.



## Related products



Patera Oval

## Product variants

Dimension	Cable type	Light source	Lumen	Voltage frequency	Lighting control
11.8 IN	-	A-19/IF medium	-	120-277V/60HZ	-
17.7 IN	White textile	A-23W/IF medium	2307	120V	Dim 0-10v
23.6 IN		LED 2700K	2411		
35.4 IN		LED 2700K (ra90)	3731		
		LED 3000K	3907		
		LED 3000K (ra90)	4291		
			4470		

# Product description

Patera is a modern pendant with a vibrant and beautiful light. From a distance it is the same shape as the source of all light and life, a sun or sphere. As you move closer the sphere comes to life, it is constructed of a structure that is ever present in nature, inspired from the Fibonacci mathematical sequence. It is a glowing sphere built up of small diamond-shaped cells formed by the weaving of ribbons of material. Each cell is carefully designed to capture light and to shield the light source from the viewing angles above 45 degrees. Available in three sizes: 17.7", 23.6", 35.4". Traditional sockets available for use with the customer's preferred lamping. Dedicated LED variants are available.

---

## Mounting

Mounts over a 4 inch octagonal outlet box. The two larger LED variants include a single stainless steel aircraft wire to support the weight. Cord type is white, 2 or 3-conductors, 18 AWG PVC power cord. Cord length: 12'. Canopy color: white. Traditional socket variants of all sizes have a canopy of flat cone profile, 5.3 IN diameter x 1 IN tall. Canopy for 17.7 IN in LED is contoured cone profile, 6.8 IN diameter x 2.8 IN tall. Canopy for 23.6 IN and 35.4 IN sizes in LED is dome profile, 9.4 IN diameter x 4.3 IN tall. LED variants have an electronic, constant current, class II driver for 120-277V power supply housed inside canopy.

---

## Light description

Spherical light distribution. The light source is shielded with viewing angles above 45 degrees to minimize glare. At lower angles, the fields are open to direct light downwards. A small amount of upward light illuminates the ceiling. The shade is self-illuminating as a glowing sphere.

---

## Design

Øivind Slaatto

---

## Material

Silver, Wht

---

## Weight

Min: 11.629 lbs Max: 7.948 lbs

---

## Dimensions

11.8 IN, 17.7 IN, 23.6 IN, 35.4 IN

---

## Other functions

Longer cord lengths. LED in 3500K or 4000K. Alternative dimming controls.

---

## Finish

White

---

## Voltage

120-277V/60HZ, 120V

## Spare parts & accessories

Product	Variant number
PATERA 450 SUSP MAX 60W E27 CL.II	5741099207
Patera 11.8 IN suspension, max 15W E26	5741939846