

TruCurve 1 DIY 24VDC

DO-IT-YOURSELF PLASTER-IN LED SYSTEM

DESIGNED BY GREGORY KAY | ASSEMBLED IN AMERICA | PATENTED

REV 02.27.25



Let The Drywall Be Your Canvas

DESCRIPTION

TruCurve 1 DIY (Do-It-Yourself) Plaster-in, 24VDC LED system recesses within 5/8" drywall, without any framing modification required. Redefining the relationship between Lighting and Interior Design, this innovative and highly efficient system blends seamlessly into the drywall, becoming part of the architecture. The TruCurve 1 DIY system makes creating complex configurations and organic shapes simple by specifying the degree and radius (9" minimum radius) of the curve you are designing. LED strips and Lenses are field-cuttable and ordered in 1' increments (up to 40' before re-feeding). Multiple runs of channel mount flawlessly together, providing smooth and glare-free general illumination using designer-grade color rendering LEDs (95+ CRI). TruCurve 1 is available in multiple standard color temperatures: Static white from 2400K through 4000K, Warm Dim (27D or 30D), Pro Dim (27PD and 30PD), Tunable White (2K6K or 27K6), Dynamic RGB, RGBW in 2000K, and TruColor™ RGBTW Color Changing RGB with Tunable White 1500K-6500K. Influenced by simplicity and elegance, the TruCurve 1 Plaster-in system brings a modern and minimal aesthetic to residential and commercial projects alike, offering unlimited creativity, and empowering you to design one of a kind, personalized spaces every time. For custom designs and quotes, send drawings to design@PureEdgeLighting.com.

PRE-FORMED COMPONENTS (SOLD SEPARATELY)

Channel and Lens, End Feed Power Connector, Center Feed Power Connector, Junction Box, Channel Joiners, Take-Up Box, LED strip Power Feed or Pin Connectors.

ORDERING

Curved channels are ordered by length and "flexed" into position, lens can be shipped in 40 ft continuous rolls.. Curved Channels are ordered in 8ft pieces. Lenses, straight channels, and LED strips are field-cuttable to any length, and ordered in 1' increments than can be cut every 2.4", 3", or 4" depending on the color temperature selection.

LUMEN PERFORMANCE

- 456lm/ft at 3000K 7W per foot
- Designer Grade High CRI 92+ LEDs
- For Lumen's and performance see Pg 8-18

LAMP

- Static White Color Temperatures ranging from **24K** through **40K**
- Warm Dim: **27D** and **30D** dims down to 1800K, resembling incandescent and halogen light sources
- Pro Dim: 27PD (dims down to 1800K) and 30PD (dims down to 2000K) dims to off with Pro Dim power supply
- Tunable White: **2K6K** (2000K-6500K) and **27K6** (2700K-6500K) allow independent control for adjusting color temperature and intensity
- RGB & RGBW in 2000K, (**RGB**, **RGB20K**) (special order in 27K, 30K and 40K)
- TruColor™ **RGBTW** Dynamic Color Changing RGB with Tunable White between 1500K-6500K
- Average life: 50,000 hours

REMOTE POWER SUPPLIES*, DIMMERS & CONTROLS (SOLD SEPARATELY)

24VDC, Class 2 wiring

- [Home Integration Solutions](#)

*See LED Strips for correlating power supplies (pages 13-21)

To determine the necessary wire gauge use our [Voltage Drop Calculator](#).

APPLICATIONS

Designed for any Indoor space with drywall, including damp locations. Ideal applications in residential, commercial, retail, and hospitality environments.

COMPLIANCE

ETL, RoHS, Class 2, Damp Location, Made in USA.

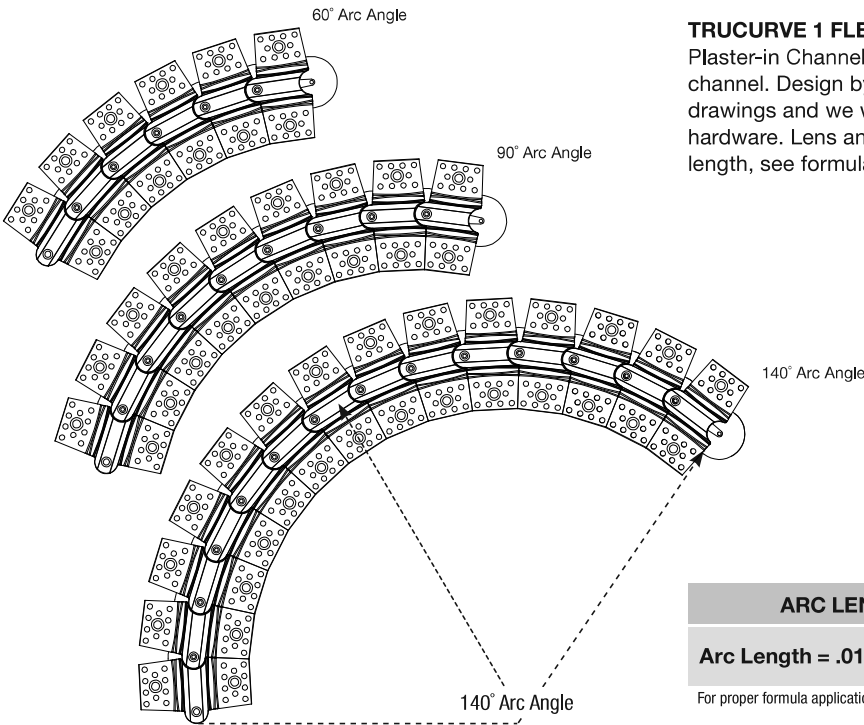
PureEdge is the Original Designer of 5/8" Drywall Lighting Products with the most Experience in the industry.

PROJECT		FIXTURE TYPE		DATE	
---------	--	--------------	--	------	--

TruCurve 1 DIY 24VDC DO-IT-YOURSELF PLASTER-IN LED SYSTEM

PATENT PENDING

REV 02.27.25

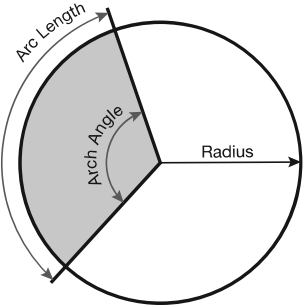


TRUCURVE 1 FLEX CHANNEL
Plaster-in Channel. LED Strips (not included) installed flat on the side of the channel. Design by Arc degree and radius as small as 9", or send us your drawings and we will design it for you. Includes Channel Joiners and mounting hardware. Lens and LED Strip are ordered separately. For help determining arc length, see formula and examples below and the length chart on the next page.

ARC LENGTH FORMULA

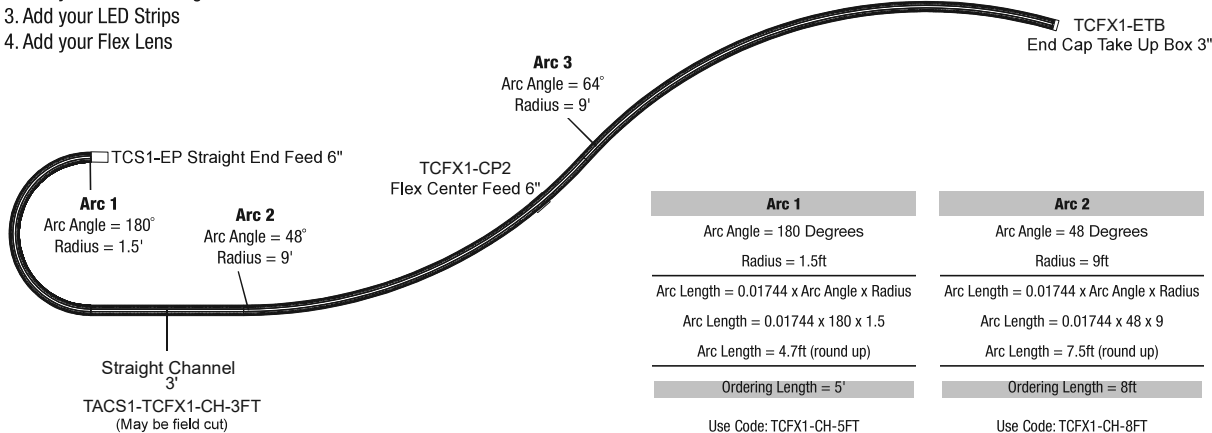
Arc Length = .01744 x Arc Angle x Radius

For proper formula application, see below



ARC LENGTH FORMULA EXAMPLES

1. Choose your Power Feed Canopy, Smart or Traditional
2. Add your Flex or Straight Channel
3. Add your LED Strips
4. Add your Flex Lens



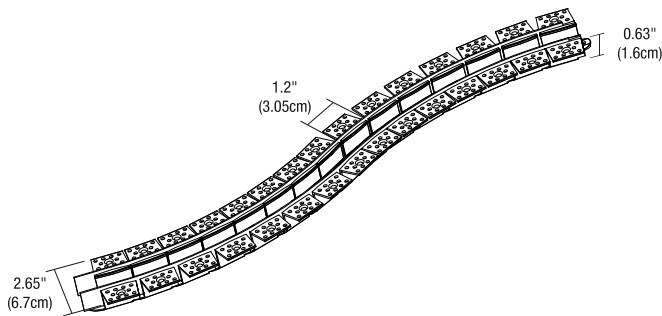
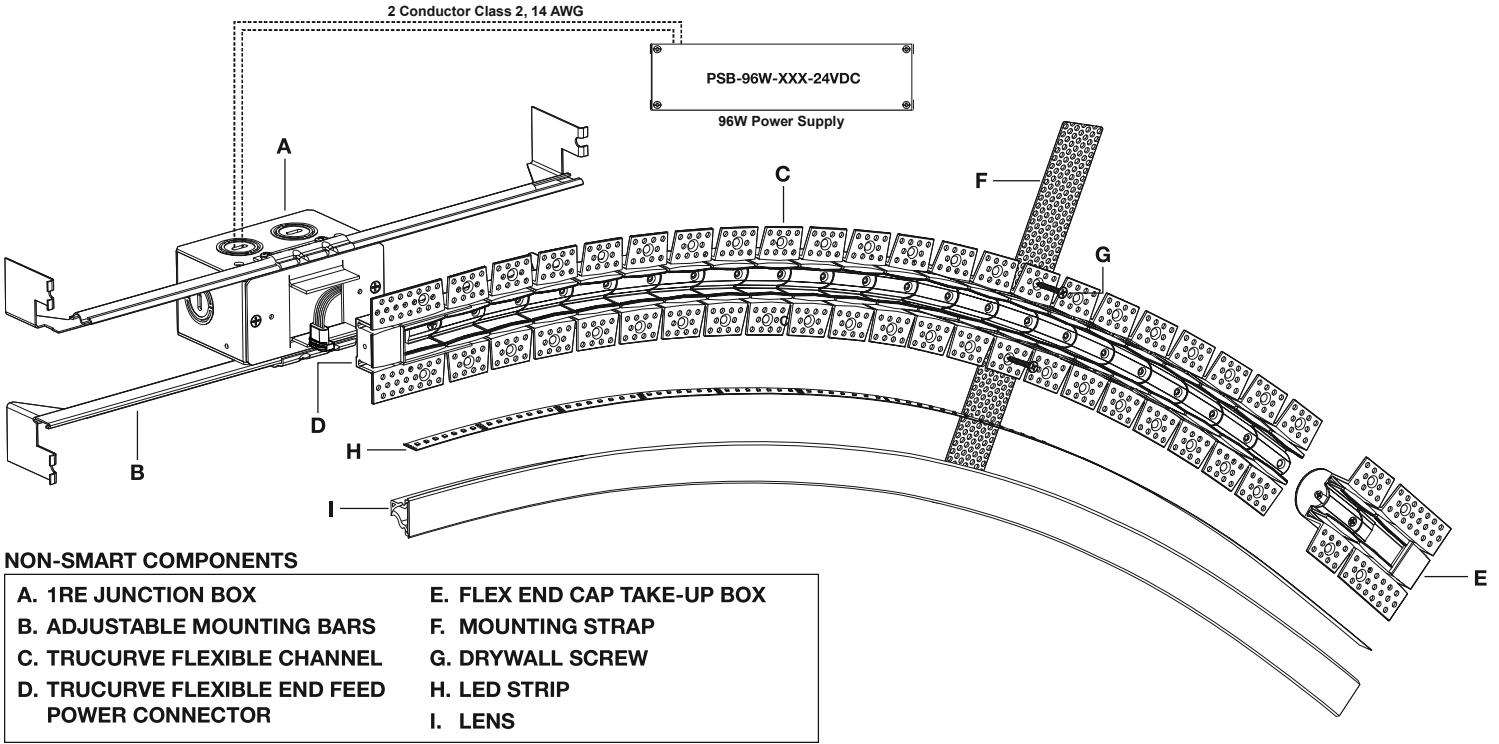
Arc 1	Arc 2	Arc 3
Arc Angle = 180 Degrees	Arc Angle = 48 Degrees	Arc Angle = 64 Degrees
Radius = 1.5ft	Radius = 9ft	Radius = 9ft
Arc Length = 0.01744 x Arc Angle x Radius	Arc Length = 0.01744 x Arc Angle x Radius	Arc Length = 0.01744 x Arc Angle x Radius
Arc Length = 0.01744 x 180 x 1.5	Arc Length = 0.01744 x 48 x 9	Arc Length = 0.01744 x 64 x 9
Arc Length = 4.7ft (round up)	Arc Length = 7.5ft (round up)	Arc Length = 10.0ft (no rounding needed)
Ordering Length = 5'	Ordering Length = 8ft	Ordering Length = 5ft (Qty:2) = 10ft
Use Code: TCFX1-CH-5FT	Use Code: TCFX1-CH-8FT	Use Code: TCFX1-CH-5FT (Qty:2)

PROJECT		FIXTURE TYPE		DATE	
---------	--	--------------	--	------	--

TruCurve 1 DIY 24VDC

DO-IT-YOURSELF PLASTER-IN LED SYSTEM

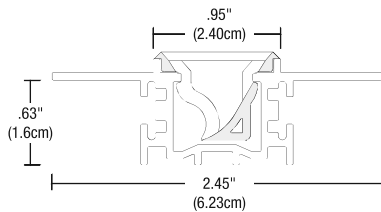
COMPONENTS: Traditional Dimming, 0-10, DMX and DALI



TruCurve Flexible Channel

Plaster-In Flexible Channel. Lens and LED Strip (not included) are installed flat on the side of the channel. Offered in various lengths, the 1.2" links may be added or removed with a screwdriver, no cutting required. To calculate the necessary length, please use the formula given on the previous page. Sold in 1 foot increments.

System	Component	Length
TCFX1	CH	4FT
TCFX1 TruCurve Flex Channel 1"	CH Channel	1'-8", may be joined in the field



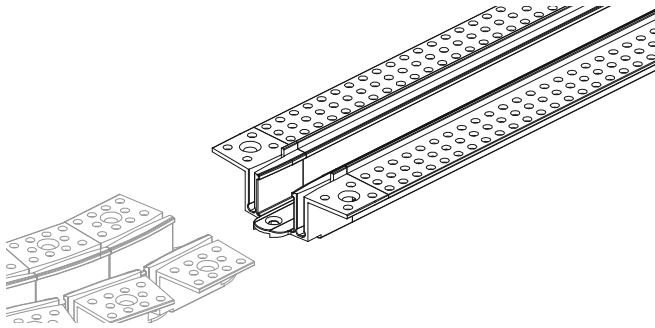
TruCurve Ordering Lengths					
Actual Length	Ordering Length	# of Channel Links	Actual Length	Ordering Length	# of Channel Links
12.1	1FT	10	59.5	5FT	49
24.3	2FT	20	71.7	6FT	59
36.4	3FT	30	83.8	7FT	69
47.4	4FT	39	95.9	8FT	79

PROJECT		FIXTURE TYPE		DATE	
---------	--	--------------	--	------	--

TruCurve 1 DIY 24VDC DO-IT-YOURSELF PLASTER-IN LED SYSTEM

PATENT PENDING

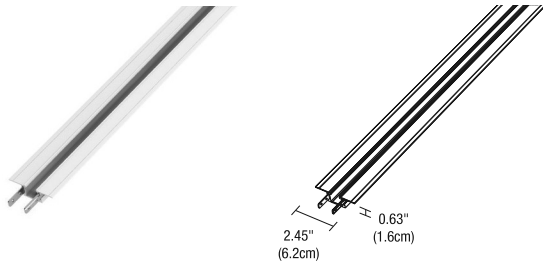
REV 02.27.25



STRAIGHT TO CURVE CHANNEL

Plaster-In Straight Channel for connecting to TruCurve and TruArch flex channels. LED Strip is installed on the side of the channel. Both LED Strip and Lens are sold separately. Offered in various lengths and field-cuttable.

System	System	Component	Length
TACS1	TCFX1	CH	8FT
TACS1 TruArch/TruCurve Straight 1" Channel	TCFX1 TruCurve Flex Channel 1"	CH Channel	1FT 2FT 4FT 6FT 8FT

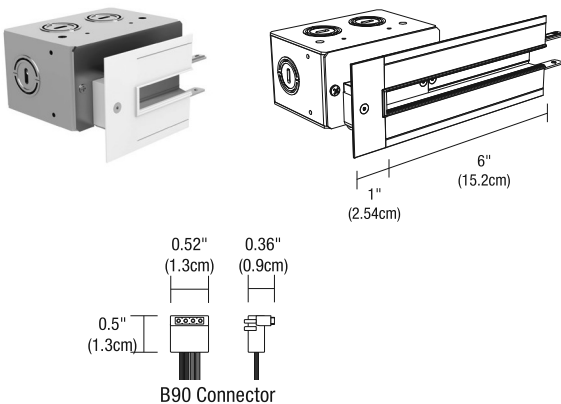


STRAIGHT TO STRAIGHT CHANNEL

Plaster-In Straight Channel for connecting to TruCurve or TruArch Flex Channels for long straight runs. LED Strip is installed on the side of the channel. Both LED Strip and Lens are sold separately. Channel comes in multiple lengths and may be field cut to exact length on-site.

System	Component	Length
TACS1	CH	8FT
TACS1 TruArch/TruCurve Straight 1" Channel	CH Straight Channel	1FT 2FT 4FT 6FT 8FT

FOR TRADITIONAL DIMMING, DMX & DALI POWER FEEDS



TRADITIONAL DIMMING, 0-10V, DMX & DALI END FEED POWER CHANNEL CONNECTOR FOR STRAIGHT RUNS

Allows 24VDC power to be fed from the end of the channel. LED Strip (not included) installed flat on the side of the channel. Includes 6" of Channel, Channel Joiners, Junction Box, Adjustable Mounting Bars, and B90 Pinned Power Connector. Both LED Strip and Lens are sold separately.

System	Component	Options
TCS1	EP	BLANK
TCS1 TruCurve 1" For Straight Runs	EP End Feed Power Channel Connector	RGBW Red, Green, Blue and White TC TruColor™ RGBTW (RGB + Tunable White 1500K-6500K) *Leave blank for Static White. Static Color, Tunable White and RGB

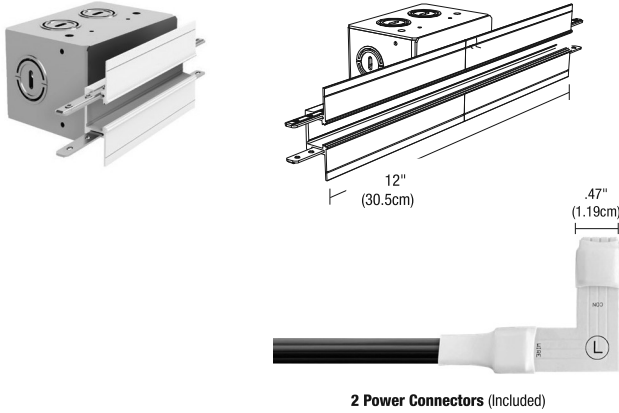
PROJECT		FIXTURE TYPE		DATE	
---------	--	--------------	--	------	--

TruCurve 1 DIY 24VDC DO-IT-YOURSELF PLASTER-IN LED SYSTEM

PATENT PENDING

REV 02.27.25

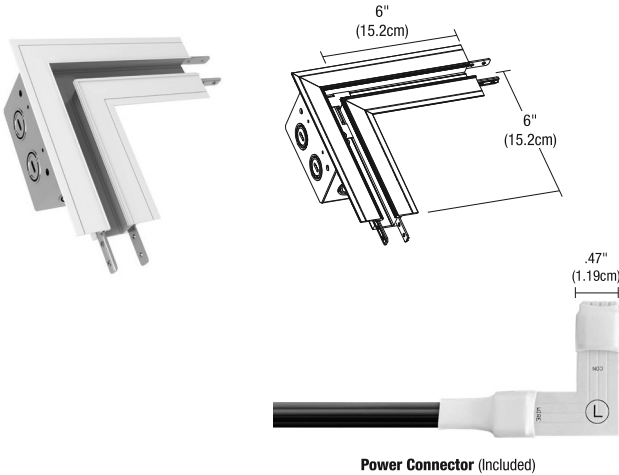
FOR TRADITIONAL DIMMING, 0-10V, DMX AND DALI POWER FEEDS



TRADITIONAL DIMMING, 0-10V, DMX & DALI CENTER FEED POWER CONNECTOR FOR STRAIGHT RUNS

Allows 24VDC power to be fed from the center of the channel in one or both directions. LED Strip installed on the side of the channel. Includes Channel Joiners, Junction Box, Adjustable Mounting Bars, and Pinned Power Connectors. Can be wired as a dual feed or single feed. Both LED Strip and Lens are sold separately.

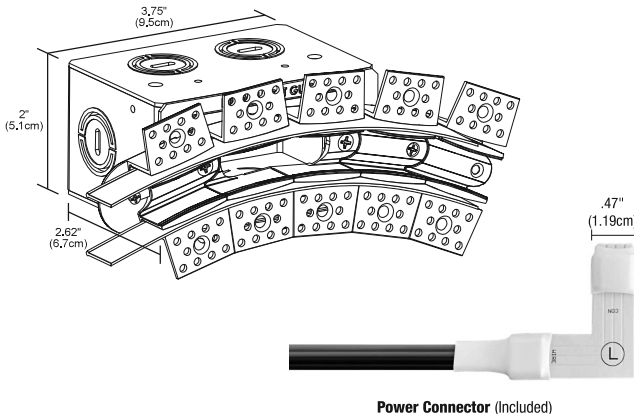
System	Component	Options
TCS1	CFP	BLANK*
TCS1 TruCurve 1" for Straight Runs	CFP* Center Feed Power Connector	RGBW Red, Green, Blue and White TC TruColor™ RGBTW (RGB + Tunable White 1500k-6500K)
	*Includes Left & Right power feeds	*Leave blank for Static White. Static Color, Tunable White and RGB



TRADITIONAL DIMMING, 0-10V, DMX & DALI L POWER CHANNEL CONNECTOR

Allows 24VDC power to be fed from corners for 90° turns in picture frame installations feeding power in one or both directions. LED Strip installed on the side of the channel to create continuous illumination through 90 degree corner on a wall or ceiling. Includes Channel Joiners, Junction Box, Adjustable Mounting Bars, and Pinned Power Connectors. Can be wired as a dual feed or single feed. Both LED Strip and Lens are sold separately.

System	Component	Options
TCS1	LP	BLANK
TCS1 TruCurve 1" for Straight Runs	LP* L Channel with Power Connector	RGBW Red, Green, Blue and White TC TruColor™ RGBTW (RGB + Tunable White 1500k-6500K)
	*Includes Left & Right power feeds	*Leave blank for Static White. Static Color, Tunable White and RGB



TRADITIONAL DIMMING, DMX, & DALI TRUCURVE FLEXIBLE CENTER POWER FEED WITH SINGLE OR DUAL POWER CONNECTOR

Allows 24VDC power to be fed from the center of the channel in one or both directions. LED Strip installed on the side of the channel. Includes Channel Joiners, Junction Box, Adjustable Mounting Bars, and Pinned Power Connector(s). Can be wired as a dual feed or single feed. Both LED Strip and Lens are sold separately.

System	Component	Options
TCFX1	CFP	BLANK
TCFX1 TruCurve 1" Flex Channel	CFP Center Feed Power Connector	RGBW Red, Green, Blue and White TC TruColor™ RGBTW (RGB + Tunable White 1500k-6500K)
	*Includes Left & Right power feeds	*Leave blank for Static White. Static Color, Tunable White and RGB

PROJECT		FIXTURE TYPE		DATE	
---------	--	--------------	--	------	--

TruCurve 1 DIY 24VDC

DO-IT-YOURSELF PLASTER-IN LED SYSTEM

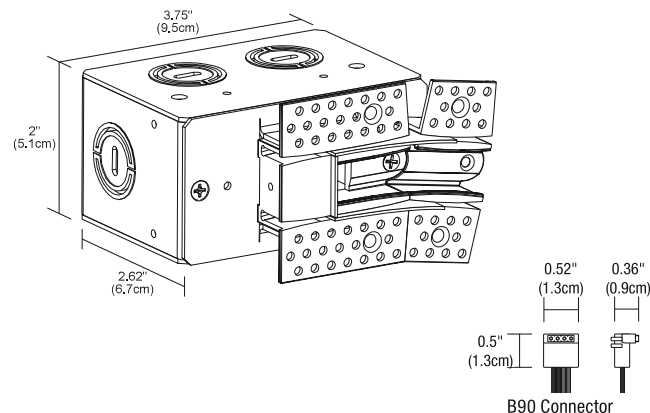
PATENT PENDING

REV 02.27.25

FOR TRADITIONAL DIMMING, 0-10V, DMX & DALI POWER FEEDS

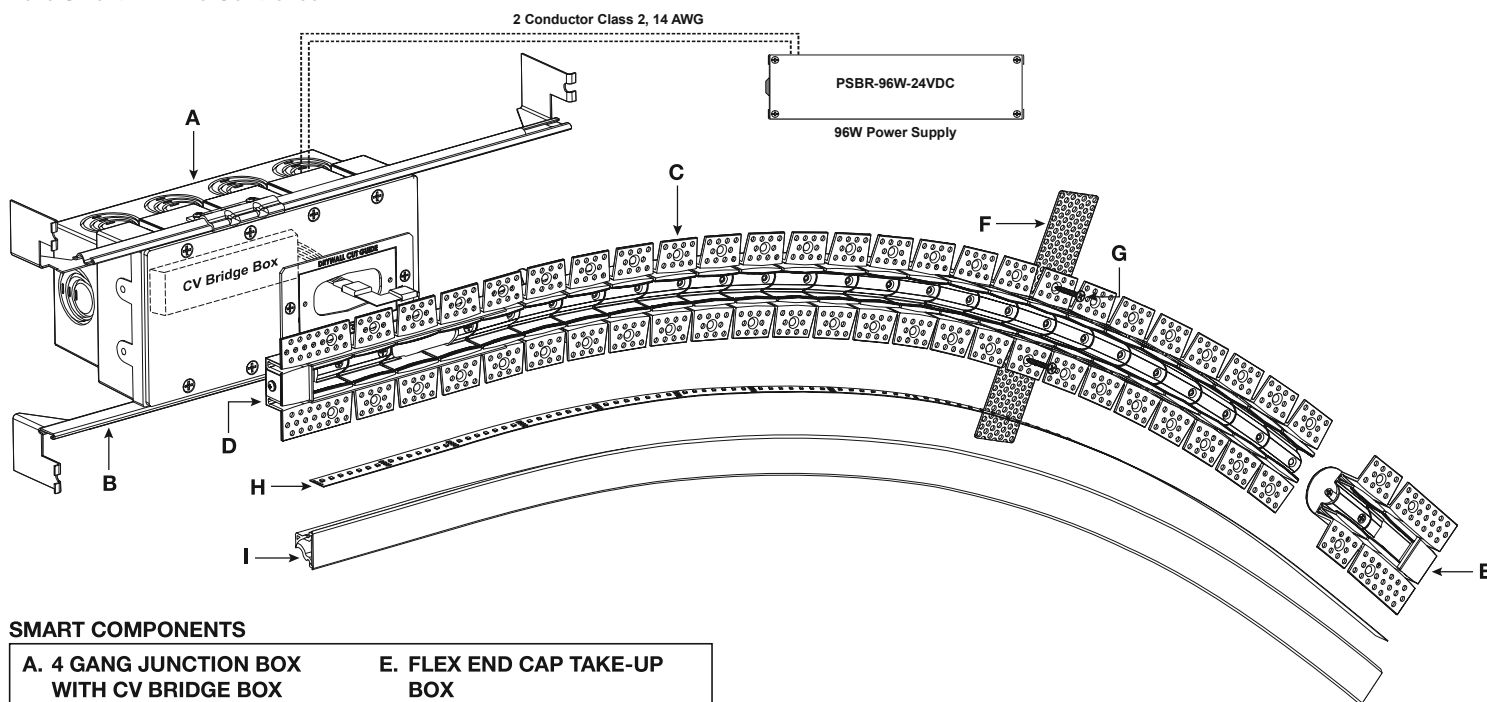
TRADITIONAL DIMMING, 0-10V, DMX & DALI TRUCURVE FLEXIBLE END FEED POWER CONNECTOR

Allows 24VDC power to be fed from the end of the channel. LED Strip installed on the side of the channel. Includes Channel Joiners, Junction Box, Adjustable Mounting Bars, and Pinned Power Connector. Both LED Strip and Lens are sold separately.



System	Component	Options
TCFX1	EP	BLANK
TCFX1 TruCurve 1" Flex Channel	EP End Feed Power Connector	RGBW Red, Green, Blue and White TC TruColor™ RGBTW (RGB + Tunable White 1500k-6500K) *Leave blank for Static White. Static Color, Tunable White and RGB

Pure Smart WiZ Pro Controlled



SMART COMPONENTS

- | | |
|---|-----------------------------|
| A. 4 GANG JUNCTION BOX WITH CV BRIDGE BOX | E. FLEX END CAP TAKE-UP BOX |
| B. ADJUSTABLE MOUNTING BARS | F. MOUNTING STRAP |
| C. TRUCURVE FLEXIBLE CHANNEL | G. DRYWALL SCREW |
| D. TRUCURVE FLEXIBLE END FEED POWER CONNECTOR | H. LED STRIP |
| | I. LENS |

WiZ PRO



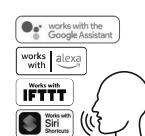
Room Controller



Mobile App



Dashboard

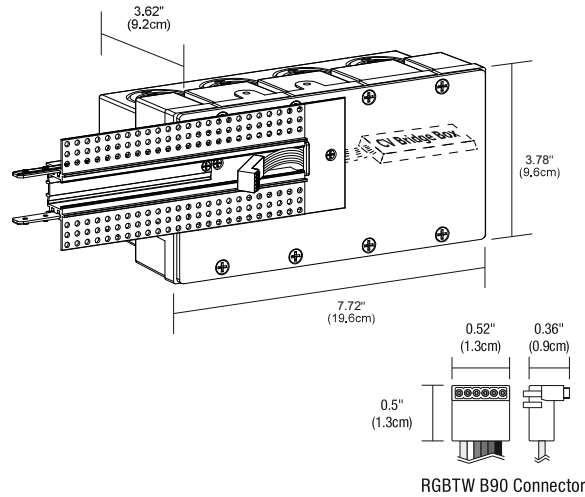


Voice Control

PROJECT		FIXTURE TYPE		DATE	
---------	--	--------------	--	------	--

TruCurve 1 DIY 24VDC DO-IT-YOURSELF PLASTER-IN LED SYSTEM

PURE SMART WIZ CONNECTED POWER FEEDS

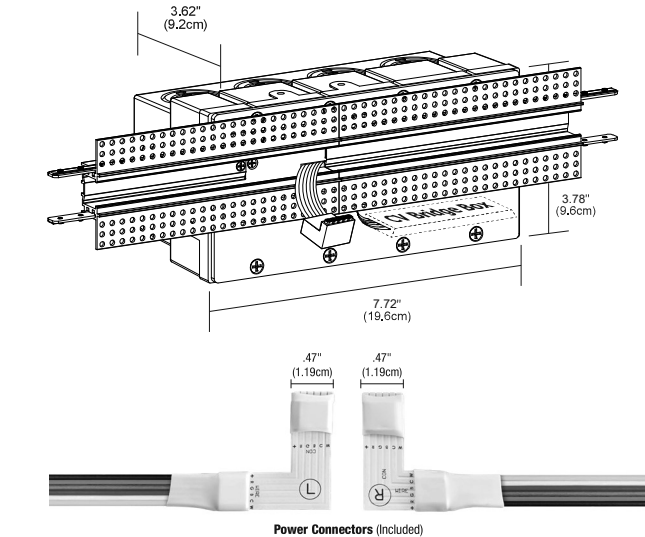


PURE SMART TRUCURVE STRAIGHT CHANNEL END FEED POWER CONNECTOR WITH WIZ PRO CV BRIDGEBOX & JUNCTION BOX

Includes Pure Smart/WiZ Pro CV Bridgebox in a 4 gang Junction Box with adjustable bar hangers, B90 Pinned Power Connector for LED strip, and Channel Joiners. LED Soft Strip installed on the side of the channel. Requires two Class 2, 14 AWG stranded conductors from the remote power supply to Pure Smart/WiZ Pro CV Bridgebox in power feed. Both LED Strip and Lens are sold separately.

System	Component	Control	Ceiling/Wall Type	Color Temperature Options
TCS1	EP	WZ	JB4G	TW
TCS1 TruCurve Straight 1"	EP End Feed Power Connector and CV Bridgebox	WZ WiZ Pro Smart System	JB4G 4 Gang Junction Box	DW Static White TW Tunable White TCSW5 TruColor™ RGBTW 5 watts RGB & 5 watts Tunable White TCSW7 TruColor™ RGBTW 5 watts RGB & 7 watts Tunable White

WIZ PRO

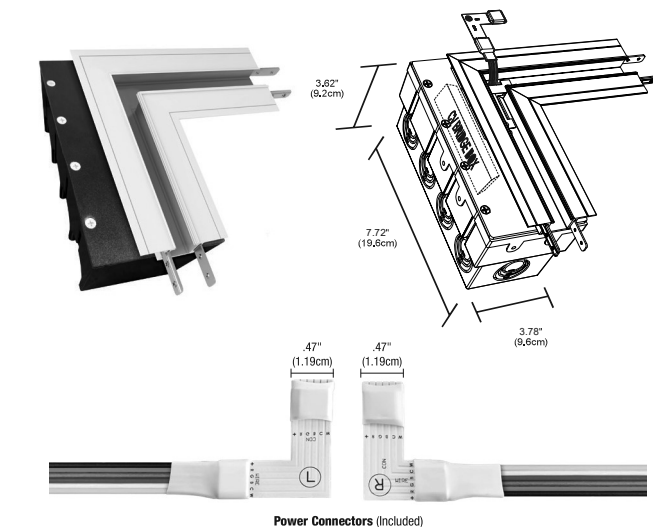


PURE SMART TRUCURVE STRAIGHT CHANNEL CENTER FEED POWER CONNECTOR WITH WIZ PRO CV BRIDGEBOX & JUNCTION BOX

Includes Pure Smart/WiZ Pro CV Bridgebox in a 4 gang Junction Box with adjustable bar hangers, Pinned Power Connector(s) for LED strip, and Channel Joiners. LED Soft Strip installed on the side of the channel. Requires two Class 2, 14 AWG stranded conductors per CV Bridgebox/Remote Power Supply. Both LED Strip and Lens are sold separately.

System	Component	Control	Ceiling/Wall Type	Color Temperature Options
TCS1	CFP	WZ	JB4G	TW
TCS1 TruCurve Straight 1"	CFP Center Feed Power Connector and CV Bridgebox CFP2 Center Feed with 2 Power Connectors and CV Bridgeboxes	WZ WiZ Pro Smart System	JB4G 4 Gang Junction Box	DW Static White TW Tunable White TCSW5 TruColor™ RGBTW 5 watts RGB & 5 watts Tunable White TCSW7 TruColor™ RGBTW 5 watts RGB & 7 watts Tunable White

WIZ PRO



PURE SMART TRUCURVE L POWER CHANNEL CONNECTOR WITH WIZ PRO CV BRIDGEBOX & JUNCTION BOX

Allows 24VDC power to be fed from corners for 90° turns in Picture Frame Installations in one or both directions. LED Strip installed on the side of the channel to create continuous illumination on a wall or ceiling. Includes Channel Joiners, Junction Box, Adjustable Mounting Bars, Pure Smart/WiZ Pro CV Bridgebox and Pinned Power Connectors. Requires two Class 2, 14 AWG stranded conductors per bridgebox/remote power supply. Both LED Strip and Lens are sold separately.

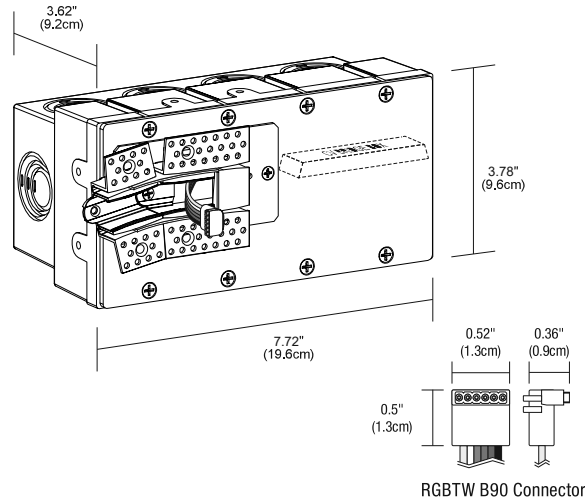
System	Component	Control	Ceiling/Wall Type	Options
TCS1	LP	WZ	JB4G	TC
TCS1 TruCurve Straight 1"	LP L Power Channel Connector and CV Bridgebox LP2 Dual L Power Channel Connector with 2 WiZ CV Bridgeboxes	WZ WiZ Pro Smart System	JB4G 4 Gang Junction Box	DW Static White TW Tunable White TCSW5 TruColor™ RGBTW 5 watts RGB & 5 watts Tunable White TCSW7 TruColor™ RGBTW 5 watts RGB & 7 watts Tunable White

WIZ PRO

PROJECT		FIXTURE TYPE		DATE	
---------	--	--------------	--	------	--

TruCurve 1 DIY 24VDC DO-IT-YOURSELF PLASTER-IN LED SYSTEM

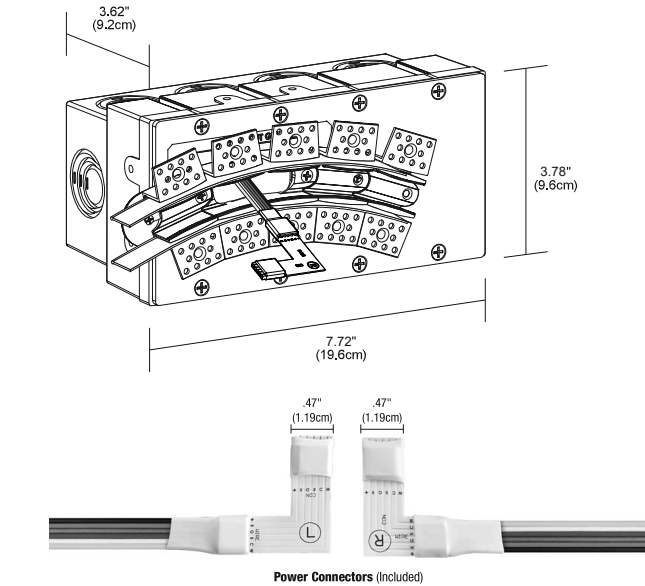
PURE SMART WIZ CONNECTED POWER FEEDS



PURE SMART TRUCURVE FLEX CHANNEL END POWER WITH WIZ PRO CV BRIDGEBOX & JUNCTION BOX

Allows remote located power supply wires to be fed from either end of the channel. LED Strip is to be installed on the side of the channel. Includes Pure Smart/WiZ Pro CV Bridgebox in a 4 gang Junction Box with adjustable bar hangers, B90 Pin Connector for LED strip, and Channel Joiners. Requires two Class 2, 14 AWG stranded conductors from the Remote Power Supply to Pure Smart/WiZ Pro CV Bridgebox in power feed. Both LED Strip and Lens are sold separately.

System	Component	Control	Ceiling/Wall Type	Color Temperature Options
TCFX1	EP	WZ	JB4G	TW
TCFX1 TruCurve Flex 1"	EP End Feed Power Connector and CV Bridgebox	WZ WiZ Pro Smart System	JB4G 4 Gang Junction Box	DW Static White or Warm Dim Tunable White TC5W5 TruColor™ RGBTW 5 watts RGB & 5 watts Tunable White TC5W7 TruColor™ RGBTW 5 watts RGB & 7 watts Tunable White



PURE SMART TRUCURVE FLEX CHANNEL CENTER FEED POWER CONNECTOR WITH WIZ PRO CV BRIDGEBOX AND JUNCTION BOX

Allows remote located power supply wires to be fed from the center of the channel in one or both directions. LED Strip is to be installed on the side of the channel. Includes Channel Joiners, 4 Gang Junction Box with Pure Smart/WiZ Pro CV Bridgebox, Adjustable Mounting Bars, and Pin Connector(s) for LED strip. Requires two Class 2, 14 AWG stranded conductors per CV Bridgebox/Remote Power Supply. Both LED Strip and Lens are sold separately.

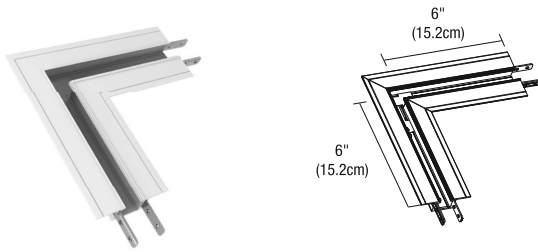
System	Component	Control	Ceiling/Wall Type	Color Temperature Options
TCFX1	CFP1	WZ	JB4G	TW
TCFX1 TruCurve Flex 1"	CFP1 Center Feed Power Connector with 1 WiZ CV Bridgebox CFP2 Dual Center Feed Power Connector with 2 WiZ CV Bridgeboxes	WZ WiZ Pro Smart System	JB4G 4 Gang Junction Box	DW Static White or Warm Dim Tunable White TC5W5 TruColor™ RGBTW 5 watts RGB & 5 watts Tunable White TC5W7 TruColor™ RGBTW 5 watts RGB & 7 watts Tunable White



PROJECT		FIXTURE TYPE		DATE	
---------	--	--------------	--	------	--

TruCurve 1 DIY 24VDC DO-IT-YOURSELF PLASTER-IN LED SYSTEM

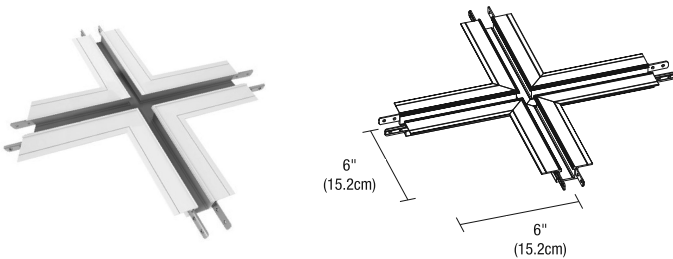
ADDITIONAL COMPONENTS



TRUCURVE L-PICTURE FRAME CHANNEL CONNECTOR

L Channel for connecting to TruCurve or TruArch flex channels. Allows Picture Frame installation 90° turns. LED Strip installs on the side of the channel to create continuous illumination on a wall or ceiling. Includes Channel Joiners. Both LED Strip and Lens are sold separately.

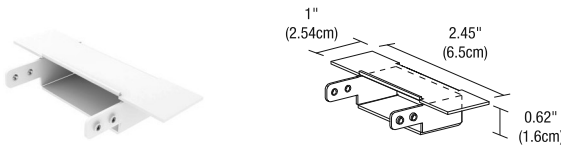
System	Component
TACS1	L
TACS1 TruCurve 1"	L L-Picture Frame Channel Connector



X CHANNEL CONNECTOR

LED Strip bends on the side within the connector to create continuous illumination on a wall or ceiling. LED Strip is installed on the side of the channel. Includes Lens and Channel Joiners. LED Strip and Lens are sold separately. Custom X degrees upon request.

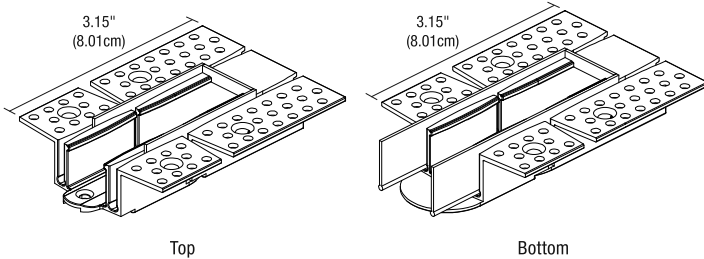
System	Component
TACS1	X
TACS1 TruLine 1"	X X Channel Connector



TRUCURVE STRAIGHT CHANNEL END CAP TAKE-UP BOX

Prevents dark spots at end of run by tucking excess LED Strip safely behind wall. Includes Channel Joiners.


System	Component
TL.5	TBOX
TL.5 TruLine .5A	TBOX Take-Up Box



TRUCURVE FLEX CHANNEL END CAP TAKE-UP BOX (SOLD IN PAIRS)

Prevents dark spots at end of run by tucking excess LED Strip safely behind wall. Includes Channel Joiners. Both LED Strip and Lens are sold separately.

System	Component
TCFX1	ETB
TCFX1 TruCurve Flex 1"	ETB End Caps for Straight to TruCurve Flex Channel, Top & Bottom connector



TRUCURVE FLEXIBLE DIFFUSED LENS

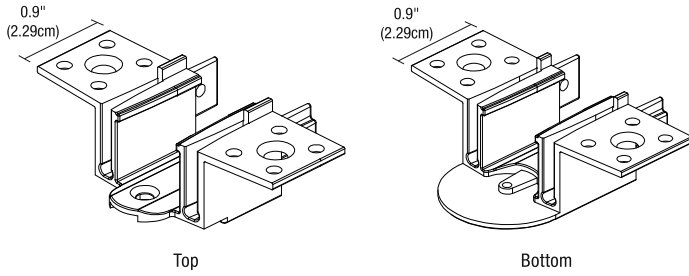
Flexible Diffused Lens up to 40ft in length, order in 1 ft increments. Recommended to order 2 ft extra. Includes two light blocker end caps.

System	Component	Length in Feet
TC1	LENS	40FT
TC1 TruCurve 1"	LENS Flexible Diffused Lens	1-40FT 1-40'

PROJECT		FIXTURE TYPE		DATE	
---------	--	--------------	--	------	--

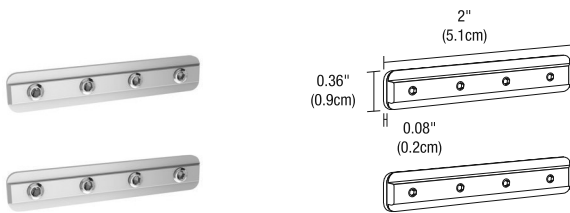
TruCurve 1 DIY 24VDC DO-IT-YOURSELF PLASTER-IN LED SYSTEM

ADDITIONAL COMPONENTS



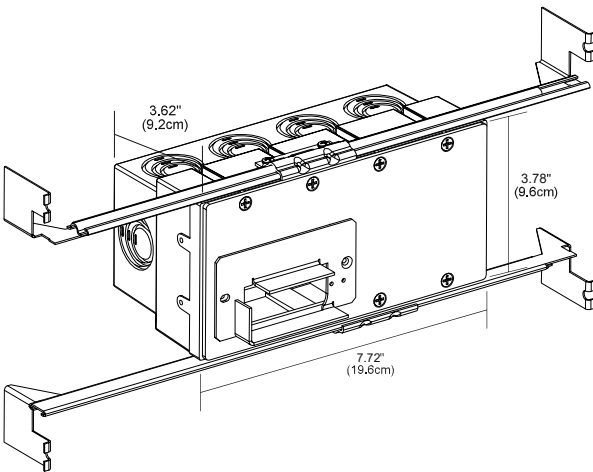
TOP & BOTTOM FLEX CHANNEL ADAPTERS (SOLD IN PAIRS)
Included with straight channels and TruArch Flex Channels. Use if cutting TACS1 channels

System	Component
TCFX1	ATB
TCFX1 TruCurve Flex 1"	ATB Adapters for Straight to TruCurve Flex Channel, Top & Bottom



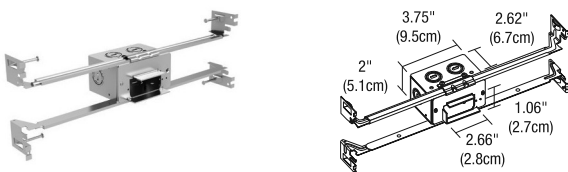
CHANNEL JOINERS
Included with Straight Channel, Channel Connectors, Power Feeds and Take-Up Box. Channel Joiners ship as a pair to connect two channels together. Additional channel joiners may be necessary based on lighting design.

Product	Component
LCR	SC
LCR TruLine Channel Joiner	SC Straight Connector



PURE SMART 4 GANG JUNCTION BOX (INCLUDED WITH PURE SMART POWER FEED ORDERING CODE)
Includes a 4 gang Junction Box with Adjustable Bar Hangers. Requires two Class 2, 14 AWG stranded conductors for each Pure Smart/WiZ Pro Bridgebox. Can be quick shipped for rough-in.

System	Type
TL1A	1RE4G
TL1A TruLine & TruCurve 1A	1RE4G 1" Rectangle End Feed 1RC4G 1" Rectangle Center Feed 1LP4G 1" Rectangle L Feed TCEFX4G 1" End Feed Flex TCCFX4G 1" Center Feed Flex



TRADITIONAL DIMMING, 0-10V, DMX AND DALI JUNCTION BOX ROUGH-IN COMPONENT (INCLUDED WITH TRADITIONAL DIMMING, 0-10V, DMX & DALI POWER FEEDS)
Junction box for rough-in electrical wiring before drywall installation. Quick shipment available.

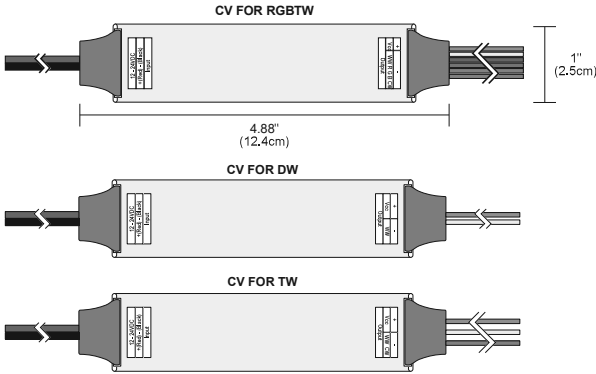
System	Size	Component
TL1A	1RE	JBOX
TL1A TruLine & TruCurve 1A	1RE 1" Rectangle End Feed 1RC 1" Rectangle Center Feed 1LP 1" Rectangle L Feed TCEFX 1" End Feed Flex TCCFX 1" Center Feed Flex	JBOX Junction Box

PROJECT		FIXTURE TYPE		DATE	
---------	--	--------------	--	------	--

TruCurve 1 DIY 24VDC

DO-IT-YOURSELF PLASTER-IN LED SYSTEM

EXTRA PARTS




PURE SMART/WIZ PRO CV BRIDGEBOX

WIZ Pro CV Bridgeboxes are included with End Power Feed and Center Power Feed ordering codes. The part numbers below are to be used for replacements only. Pure Smart/WIZ Pro CV Bridgeboxes are pre-programmed with Pure Smart app icons, and proprietary color mixing for Tunable White and TruColor™ RGBTW.

Type	Type	Component	Color Temperature Options	System
BR	LBL	CV96W	TC5W5	RV
BR Bridgebox	LBL Flexible 90° L Connector Left LBR Flexible 90° L Connector Right LBRL Flexible 90° L Connector Left & Right B90 90° Connector	CV96W Slim Profile WIZ Bridgebox 	DW Static White or Warm Dim Tunable White TC5W5 TruColor™ RGBTW 5 watts RGB & 5 watts Tunable White TC5W7 TruColor™ RGBTW 5 watts RGB & 7 watts Tunable White	RV Recessed Curve

POWER FEED/FLEXIBLE CONNECTOR

Included with Center Feed Power components. Part numbers listed below to be used for replacements only. For use with Static White, Warm Dim, Tunable White, RGB and Monochromatic color temperatures. Flexible Connectors link two sections of LED Strip end to end. To use as a Power Feed cut off the male end, and connect to the Power Supply.

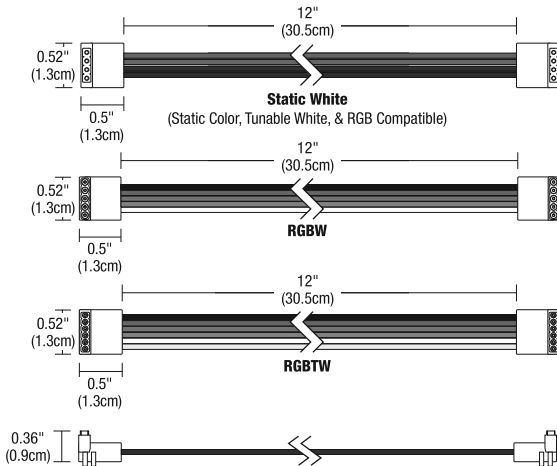


Product	Type	Component	Orientation	Size	Color Temperature Options
SS	FE	CON	LBL	6IN	RGBTW
SS Stomp Strip/Soft Strip	FE Female Pins	CON Connector	LBL Flexible 90° Left LBR Flexible 90° Right	6IN 6 inches	DW Static White, Warm Dim or Tunable White RGB Red, Green, & Blue RGBTW TruColor™ RGBTW (RGB + Tunable White 1500K-6500K)

B90 CONNECTORS

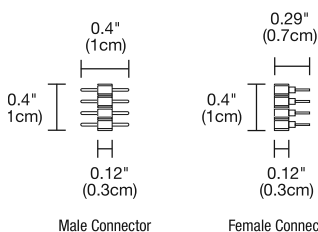
Dual ended 90° connector. Included with end power component, the ordering code below is to be used for replacement purposes only.

System	Type	Type	Color Temperature Options
SS	PFE	2XB90	BLANK
SS Soft Strip	PFE Power Feed	2XB90 2-Sided 90° Power Feed Connector	RGBW Red, Green, Blue and White RGBTW RGBTW (RGB + Tunable White 1500K-6500K) *Leave blank for Static White. Static Color, Tunable White and RGB



PIN CONNECTORS

For use with Static White, Warm Dim, Tunable White, RGB and Monochromatic color temperatures. Extra soldering pin connectors. Male and female.

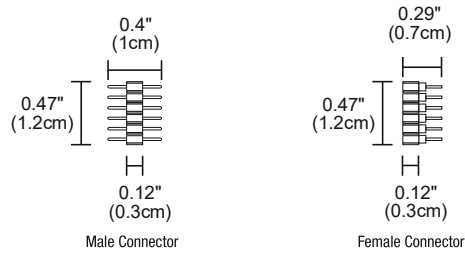


System	Product	Type
SS	ML	CON
SS Stomp Strip/Soft Strip	FE Female Connector ML Male Connector	CON Connector

PROJECT		FIXTURE TYPE		DATE	
---------	--	--------------	--	------	--

TruCurve 1 DIY 24VDC DO-IT-YOURSELF PLASTER-IN LED SYSTEM

EXTRA PARTS

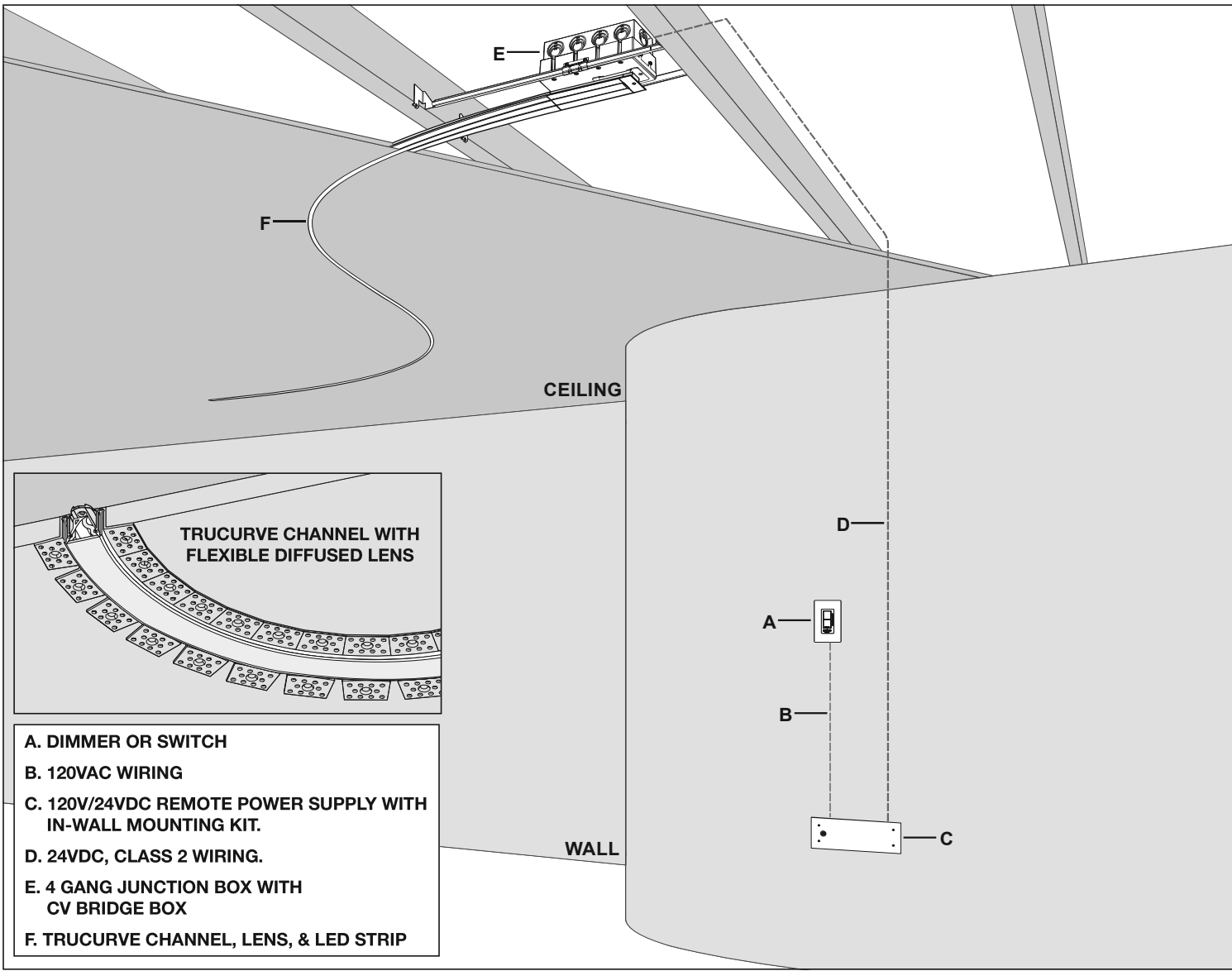


PIN CONNECTORS

For use with RGBTW color temperature. Extra soldering pin connectors. male and female.

System	Product	Type	Color Temperature
SS	ML	CON	RGBTW
SS Stomp Strip/Soft Strip	FE Female Connector ML Male Connector	CON Connector	RGBTW Red, Green, Blue, and Tunable White

INSTALLATION EXAMPLE: Pure Smart WiZ Pro Controlled



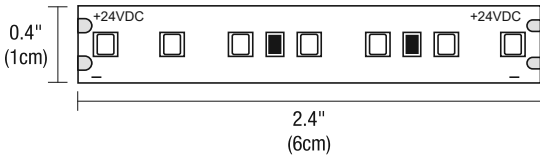
PROJECT		FIXTURE TYPE		DATE	
---------	--	--------------	--	------	--

STOMP STRIP, STATIC WHITE

24VDC WITH PIN CONNECTORS

DESIGNED BY GREGORY KAY | ASSEMBLED IN AMERICA

REV 12.02.24



Our Low Voltage LED strips are highly durable, designed to withstand the harsh elements of a job site, and precision engineered to provide superior color rendering up to 92+ CRI. Both Stomp Strip and Soft Strip are used for our **DIY** (Do-it-Yourself) fixtures and systems.

FEATURES & BENEFITS

- Offered with pin connectors reducing time and labor during installation
- Developed to meet popular demand for resilient performance without sacrificing output, color rendering and efficacy
- Tolerance: Created to resist damage in rigorous environments such as busy commercial jobsites
- Compact LED spacing: Produces uniform light distribution without visible diodes or hot spots when used within a diffused lens
- 4oz Layer of Copper Busbar: Provides superior heat dissipation and less voltage drop equivalent to 14AWG wire
- Premium Coating: Optically Clear Silicone prevents fading over time
- Mounting: Industrial 3M tape lined strip for strong, self-adhesion to most smooth, finished surfaces
- Suitable for indoor damp locations
- Warranty: Includes a 5-year pro-rated warranty

MAXIMUM LENGTHS BEFORE RE-FEEDING

- 2WDC, 2.5 watts per foot - 40'
- 5WDC, 4.4 watts per foot - 20'
- 7WDC, 7.3 watts per foot - 12'

LAMP

- Offered in multiple Static White Color Temperatures: 2400K, 2700K, 3000K, 3500K & 4000K
- Average life: 50,000 hours

SPECIFICATIONS

- 24VDC
- 2.5, 4.4, or 7.3 watts per foot
- Sold in 1' increments
- Field-cutable in 2.4" increments
- Operating temperature: -22°F to 140°F (-30°C to 60°C)

REMOTE POWER SUPPLIES*, DIMMING & CONTROLS (SOLD SEPARATELY)

24VDC, Class 2 wiring

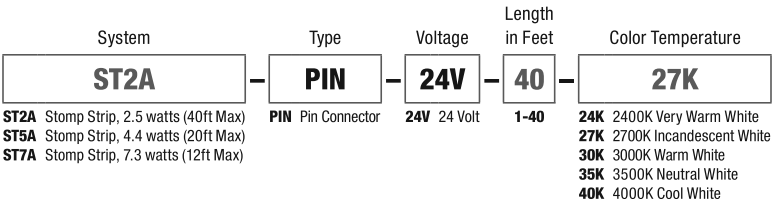
- [Home Integration Solutions](#)
- Pure Smart™ WIZ Pro [Power Supplies & Controls](#)
- [UNI Driver: Universal Dimming \(ELV, TRIAC, 0-10V\)](#)
- [ELV & TRIAC Smart Dimmer & Switch](#)
- [DALI/DALI-2](#)
- [Lutron Hi-Lume/Ecosystem](#)

*In-Wall Mounting and drop ceiling Kits available for select power supplies

APPROVALS

Class 2 Wiring up to 100 watts, Indoor Damp Location Suitable, RoHS, ETL listed.

NOMINAL LAMP DATA	ST2A					ST5A					ST7A				
WATTS PER FOOT	2.5W					4.4W					7.3W				
COLOR TEMPERATURE	24K	27K	30K	35K	40K	24K	27K	30K	35K	40K	24K	27K	30K	35K	40K
LUMENS PER FOOT (lm/ft)	284	287	299	343	362	525	531	553	634	669	811	820	854	980	1033
LUMENS PER WATT (lm/w)	114	115	120	137	145	119	121	126	144	152	111	112	117	134	142
CRI	92+	92+	92+	92+	92+	92+	92+	92+	92+	92+	92+	92+	92+	92+	92+



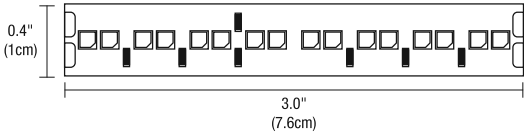
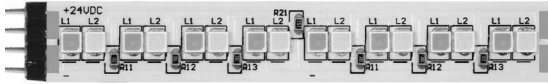
PROJECT		FIXTURE TYPE		DATE	
---------	--	--------------	--	------	--

WARM DIM, STOMP STRIP

24VDC WITH PIN CONNECTORS

DESIGNED BY GREGORY KAY | ASSEMBLED IN AMERICA

REV 12.02.24



CAN'T STOMP ME OUT

Our Low Voltage Stomp Strip is highly durable, designed to withstand the harsh elements of a job site, and precision engineered to provide superior color rendering up to 94+ CRI. Warm Dim technology (**27D** & **30D**) mimics an incandescent atmosphere by decreasing the color temperature as you dim. Our Warm Dim strips can be dimmed all the way down to a soothing amber hue at 1800K, reminiscent of candlelight along the halogen curve. Stomp Strip is used for our **DIY** (Do-it-Yourself) fixtures and systems. For custom quotes and layout assistance, send your drawings and ideas to our design team: design@PureEdgeLighting.com.

FEATURES & BENEFITS

- Offered with pin connectors reducing time and labor during installation
- Developed to meet popular demand for resilient performance without sacrificing output, color rendering and efficacy
- Tolerance: Created to resist damage in rigorous environments such as busy commercial jobsites
- Compact LED spacing: Produces uniform light distribution without visible diodes or hot spots when used within a diffused lens
- 4oz Layer of Copper Busbar: Provides superior heat dissipation and less voltage drop equivalent to 14AWG wire
- Premium Coating: Optically Clear Silicone prevents fading over time
- Mounting: Industrial 3M tape lined strip for strong, self-adhesion to most smooth, finished surfaces
- Suitable for indoor damp locations
- Warranty: Includes a 5-year pro-rated warranty

MAXIMUM LENGTHS BEFORE RE-FEEDING

- 5WDC, 4.8 watts per foot - 20'

LAMP

- 27D** dims from 2700K down to 1800K, and **30D** dims from 3000K down to 2000K, resembling Halogen light sources.
- Average life: 50,000 hours

SPECIFICATIONS

- 24VDC
- 4.8 watts per foot
- Sold in 1' increments
- Field-cutable in 3" increments
- Operating temperature: -22°F to 140°F (-30°C to 60°C)

REMOTE POWER SUPPLIES*, DIMMING & CONTROLS (SOLD SEPARATELY)

24VDC, Class 2 wiring

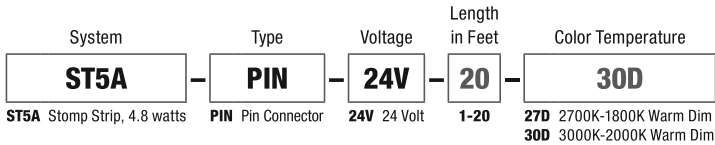
- [Home Integration Solutions](#)
- [UNI Driver: Universal Dimming \(ELV, TRIAC, 0-10V\)](#)
- [ELV & TRIAC Smart Dimmer & Switch](#)
- [DALI/DALI-2](#)
- [Lutron Hi-Lume/Ecosystem](#)

*In-Wall Mounting and drop ceiling Kits available for select power supplies

APPROVALS

Class 2 Wiring up to 100 watts, Indoor Damp Location Suitable, RoHS, ETL listed.

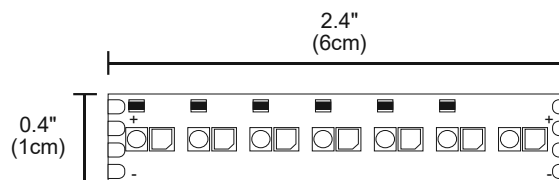

NOMINAL LAMP DATA	ST5A	
WATTS PER FOOT	4.8W	
COLOR TEMPERATURE	27D	30D
LUMENS PER FOOT (lm/ft)	606	631
LUMENS PER WATT (lm/w)	126	131
CRI	94+	94+



PROJECT		FIXTURE TYPE		DATE	
---------	--	--------------	--	------	--

PRO WARM DIM, STOMP STRIP

24VDC WITH PIN CONNECTORS



FEATURES & BENEFITS

- Pro Dim LED Strip provides adaptable dim to warm light with 0.1% Dim to off
- High CRI LEDs, offering superior color rendering and enhanced color
- Offered in 2W, 5W, & 7W watts per foot
- The 0.4" (10mm) wide strip contains 35 LEDs per foot (7 LEDs per 2.4" Increment): Tight spacing of LEDs produce uniform light distribution without visible diodes or pixelation when used within a diffused lens
- Gold Plated Contacts: Prevent oxidation ensuring longevity of the LEDs
- 4oz Layer of Copper Busbar: Provides superior heat dissipation and less voltage drop equivalent to 14AWG wire
- Premium Coating: Optically Clear Silicone prevents fading over time
- Mounting: Industrial 3M tape lined strip for strong, self-adhesion to most smooth, finished surfaces
- Applications: Indoor, damp and dry locations
- Warranty: Includes a 5-year pro-rated warranty

MAXIMUM LENGTHS BEFORE RE-FEEDING

- 2WDC, 2.5 watts per foot - 40'
- 5WDC, 5 watts per foot - 20'
- 7WDC, 7.5 watts per foot - 12'

LAMP

- Available in 2700K **27KPD** (dims down to 1800K) and **3000K** (30KPD) that dims down to 2000K
- Linear Dimming Curve
- Designer Grade High CRI 92+ LEDs
- Average life: 50,000 hours

SPECIFICATIONS

- 24VDC, 120-277VAC Input
- 2.5, 5, and 7.5 watts per foot
- Sold in 1' increments
- Field-cutable in 2.4" increments
- Operating temperature: -22°F to 140°F (-30°C to 60°C)

REMOTE POWER SUPPLIES*, DIMMING & CONTROLS (SOLD SEPARATELY)

24VDC, Class 2 wiring

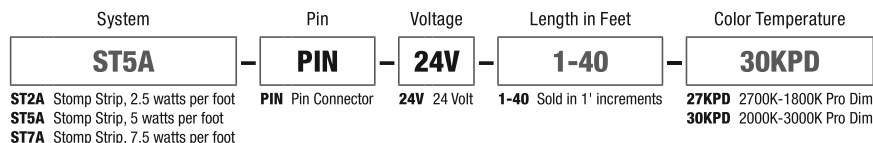
- [Home Integration Solutions](#)
- [Pro Dim Power Supplies & Controls](#)

*In-Wall Mounting Kits available for select Power Supplies

APPROVALS

Class 2 Wiring up to 100 watts, Indoor Damp Location Suitable, RoHS, ETL listed.

NOMINAL LAMP DATA							
DESCRIPTION	ST2A KPD		ST5A KPD		ST7A KPD		
WATTS PER FOOT	2W (2.5 watts)		5W (5 watts)		7W (7.5 watts)		
COLOR TEMPERATURE	27KPD		30KPD		27KPD		30KPD
LUMENS PER FOOT (lm/ft)	165	173	426	451	523	548	
LUMENS PER WATT (lm/w)	66	69	66	69	58	61	
CRI	92+		92+		92+		92+



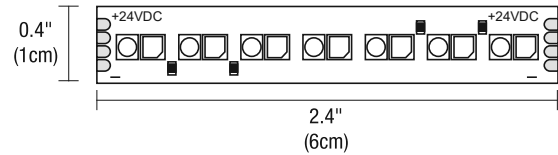
PROJECT		FIXTURE TYPE		DATE	
---------	--	--------------	--	------	--

STOMP STRIP, TUNABLE WHITE

24VDC WITH PIN CONNECTORS

DESIGNED BY GREGORY KAY | ASSEMBLED IN AMERICA

REV 12.02.24



CAN'T STOMP ME OUT

Our Low Voltage Tunable White Stomp Strip is highly durable, designed to withstand the harsh elements of a job site, and precision engineered to provide superior color rendering up to 94+ CRI. Tunable White 2000K-6500K (**2K6K**) or 2700K-6500K (**27K6**) grants independent control and adjustment of color temperature and intensity from 2000K (Sunset) through 6500K (Day Light White). Tunable white lighting visually, biologically and emotionally contributes to human interaction with the physical world. Human centric lighting (HCL) builds on this technology bringing the dynamics of natural daylight indoors, and delivering a positive effect on human health, well-being and performance. Stomp Strip is used for our **DIY** (Do-it-Yourself) fixtures and systems.

FEATURES & BENEFITS

- Offered with pin connectors reducing time and labor during installation
- Developed to meet popular demand for resilient performance without sacrificing output, color rendering and efficacy
- Tolerance: Created to resist damage in rigorous environments such as busy commercial jobsites
- Compact LED spacing: Produces uniform light distribution without visible diodes or hot spots when used within a diffused lens
- 4oz Layer of Copper Busbar: Provides superior heat dissipation and less voltage drop equivalent to 14AWG wire
- Premium Coating: Optically Clear Silicone prevents fading over time
- Mounting: Industrial 3M tape lined strip for strong, self-adhesion to most smooth, finished surfaces
- Suitable for indoor damp locations
- Warranty: Includes a 5-year pro-rated warranty

LAMP

- Tunable White: 2000K-6500K (**2K6K**) and 2700K-6500K (**27K6**) grants independent control for adjusting color temperature and intensity
- Average life: 50,000 hours

SPECIFICATIONS

- 24VDC
- 2.5, 4.6, or 7.5 watts per foot
- Sold in 1' increments
- Field-cutable in 2.4" increments
- Operating temperature: -22°F to 140°F (-30°C to 60°C)

REMOTE POWER SUPPLIES*, DIMMING & CONTROLS (SOLD SEPARATELY)

24VDC, Class 2 wiring

- [Home Integration Solutions](#)
- Pure Smart™ WIZ Pro Power Supplies & Controls
- [0-10V](#) Requires two dimmers, one for intensity and one for color temperature
- [DMX & Controls](#)
- [DALI/DALI-2](#)

*In-Wall Mounting and drop ceiling Kits available for select power supplies

MAXIMUM LENGTHS BEFORE RE-FEEDING

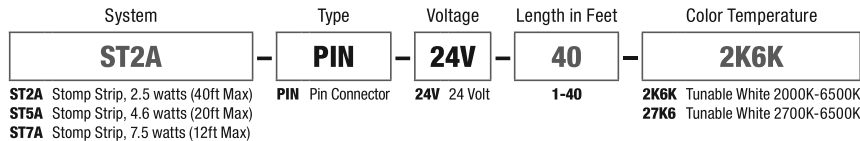
- 2WDC, 2.5 watts per foot - 40'
- 5WDC, 4.6 watts per foot - 20'
- 7WDC, 7.5 watts per foot - 12'

APPROVALS

Class 2 Wiring, Indoor Damp Location Suitable, RoHS, ETL listed.

NOMINAL LAMP DATA	ST2A 2K6K									ST5A 2K6K									ST7A 2K6K								
WATTS PER FOOT	2.5 Watts									4.6 Watts									7.5 Watts								
COLOR TEMPERATURE	20K	22K	24K	27K	30K	35K	40K	57K	65K	20K	22K	24K	27K	30K	35K	40K	57K	65K	20K	22K	24K	27K	30K	35K	40K	57K	65K
LUMENS PER FOOT (lm/ft)	152	154	156	158	160	165	180	194	208	368	383	398	413	428	458	491	496	500	512	536	560	584	608	656	691	698	705
LUMENS PER WATT (lm/w)	82	77	78	79	80	82	90	97	115	80	80	83	86	89	95	102	103	109	80	74	78	81	84	91	96	97	110
CRI	91+	91+	91+	94+	93+	92+	92+	91+	91+	91+	91+	91+	94+	93+	92+	92+	91+	91+	91+	91+	91+	94+	93+	92+	92+	91+	91+

NOMINAL LAMP DATA	ST2A 27K6							ST5A 27K6							ST7A 2K6K						
WATTS PER FOOT	2.5 Watts							4.6 Watts							7.5 Watts						
COLOR TEMPERATURE	27K	30K	35K	40K	45K	57K	65K	27K	30K	35K	40K	45K	57K	65K	27K	30K	35K	40K	45K	57K	65K
LUMENS PER FOOT (lm/ft)	164	195	201	206	225	242	231	411	420	436	452	447	443	442	555	567	589	610	603	598	596
LUMENS PER WATT (lm/w)	82	78	80	82	90	97	115	103	91	95	98	97	96	110	87	79	82	85	84	83	93
CRI	94+	93+	92+	92+	92+	92+	91+	94+	93+	92+	92+	92+	92+	91+	94+	93+	92+	92+	92+	92+	91+




PROJECT		FIXTURE TYPE		DATE	
---------	--	--------------	--	------	--

SOFT STRIP, RGB

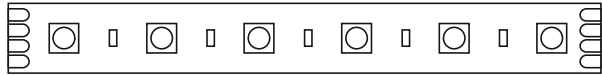
24VDC WITH PIN CONNECTORS

DESIGNED BY GREGORY KAY | ASSEMBLED IN AMERICA

REV 12.02.24



0.47"
(12mm)



DESCRIPTION

PureEdge RGB Soft Strip provides dynamic color effects with red, green and blue LEDs. Our color-changing LED strip provides bright, continuous light offered in two wattage options of 3 or 5 watts per foot. PureEdge's focus on chromacity quality provides a balanced output across the color gamut, allowing the creation of millions of beautiful colors. The flexible strip is sold in 1 foot increments. RGB Soft Strip can be controlled using a compatible 24 volt DC power supply with an integrated RGB DMX driver. Includes a flexible aluminum heat sink to extend LED life. Both Stomp Strip and Soft Strip are used for our **DIY** (Do-it-Yourself) fixtures and systems.

SPECIFICATIONS

- 24VDC, Class 2
- Power Consumption: 2.6 or 5 watts per foot
- Maximum Lengths Before Re-feeding: SS3- 36', SS5- 20'
- Sold in 1' increments
- Field-cutttable in increments: SS3- 4" SS5- 2.4"
- Operating temperature: -22°F to 140°F (-30°C to 60°C)

MAXIMUM LENGTHS BEFORE RE-FEEDING

SS3, 2.6 watts per foot - 36'
SS5, 5 watts per foot - 20'

MOUNTING

Self-adhering SS6 mounts to most smooth finished surfaces with industrial strength 3M tape (provided on back of strip); some unfinished surfaces may require screw-in mounting clips **SS-MCL** (sold separately).

LAMP

- RGB: Dynamic Red, Green, and Blue
- Wattage options: 3 or 5 watts
- 50,000 Hour Lamp Life

ACCESSORIES (SOLD SEPARATELY)

- 24VDC Power Connectors and Jumpers
- Flexible Connectors
- Mounting Straps & Clips

REMOTE POWER SUPPLIES*, DIMMING & CONTROLS (SOLD SEPARATELY)

24VDC, Class 2 wiring

- [Home Integration Solutions](#)
- [DMX & Controls](#)
- [DALI/DALI-2](#)

*In-Wall Mounting and drop ceiling Kits available for select power supplies

APPLICATIONS

Designed for any Indoor space, including Damp locations. Ideal applications in Residential, Commercial, Retail, and Hospitality environments.

APPROVALS

Class 2 Wiring, Indoor Damp Location Suitable, RoHS, ETL listed.

System	Type	Voltage	Length in Feet	Color Temperature
SS3	PIN	24V	36	RGB
SS3 Soft Strip 2.6 watts per foot (max 36')	PIN Pin Connector	24V 24 Volt	1-36 Sold in 1 ft. increments	RGB Dynamic Color Red, Green, and Blue
SS5 Soft Strip 5 watts per foot (max 20')				

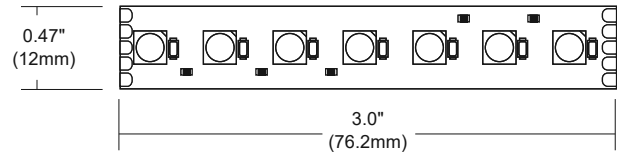
PROJECT		FIXTURE TYPE		DATE	
---------	--	--------------	--	------	--

SOFT STRIP, RGB+WHITE

24VDC WITH PIN CONNECTORS

DESIGNED BY GREGORY KAY | ASSEMBLED IN AMERICA

REV 12.02.24



DESCRIPTION

PureEdge's RGB+White Soft Strip (**SS6**) provides dynamic color effects with red, green, blue plus white. Now offered with four choices of White; 2000K and special order in 2700K, 3000K, and 4000K. Our color-changing LED strip provides bright, continuous light, our focus on chromacity quality provides a balanced output across the color gamut, allowing the creation of millions of beautiful colors and pure white. The flexible strip is sold in 1 foot increments up to 16 ft with cutting increments every 3 inches. At 6.3 watts per foot, RGB+W can be controlled using a compatible 24 volt DC power supply with an integrated RGB DMX driver. SS6 includes a flexible aluminum heat sink to extend LED life. Includes 5 year pro-rated warranty.

SPECIFICATIONS

- 24VDC, Class 2
- Power Consumption: 6.3 watts per foot
- Maximum Length Before Re-feeding: 16'
- Sold in 1' increments
- Field-cutttable in 3" increments
- Operating temperature: -22°F to 140°F (-30°C to 60°C)

MOUNTING

Self-adhering SS6 mounts to most smooth finished surfaces with industrial strength 3M tape (provided on back of strip); some unfinished surfaces may require screw-in mounting clips **SS-MCL** (sold separately).

LAMP

- RGB+W: Dynamic Red, Green, Blue plus 2000K White
- Special order in 2700K, 3000K, and 4000K
- 50,000 Hour Lamp Life

REMOTE POWER SUPPLIES*, DIMMING & CONTROLS (SOLD SEPARATELY)

24VDC, CLASS 2 WIRING

- [Home Integration Solutions](#)
- [DMX & Controllers](#)
- [DALI/DALI-2](#)

*In-Wall Mounting and drop ceiling Kits available for select power supplies

ACCESSORIES (SOLD SEPARATELY)

- 24VDC Power Connectors and Jumpers
- Flexible Connectors
- Mounting Straps & Clips

APPLICATIONS

Designed for any Indoor space, including Damp locations. Ideal applications in Residential, Commercial, Retail, and Hospitality environments.

APPROVALS

Class 2 Wiring, Indoor Damp Location Suitable, RoHS, ETL listed.

System	Type	Voltage	Length in Feet	Color Temperature
SS6	PIN	24V	16	RGB20K
SS6 Soft Strip 6.3 watts per foot	PIN Pin Connector	24V 24 Volt	1-16 Sold in 1 ft. increments	RGB20K Red, Green, Blue + White 2000K RGB27K Red, Green, Blue + White 2700K Special Order RGB30K Red, Green, Blue + White 3000K Special Order RGB40K Red, Green, Blue + White 4000K Special Order

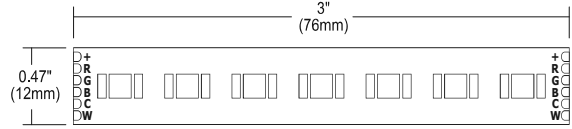

PROJECT		FIXTURE TYPE		DATE	
---------	--	--------------	--	------	--

TRUCOLOR™ RGB & TUNABLE WHITE LED STRIP

24VDC, 5 CHANNEL CONTROL, WITH PIN CONNECTORS

DESIGNED BY GREGORY KAY | ASSEMBLED IN AMERICA | PATENT PENDING

REV 12.02.24



DESCRIPTION

PureEdge Pure Smart **TruColor™** technology uses five channels of tunable LEDs, composed of **RGBTW** red, blue, green, and Tunable White (**1500K-6500K**). With our precision-engineered, proprietary color mixing, we produce one of the widest, most accurate spectrums available, giving our customers access to the warm glow of the sunset (1500K-2400K golden hour) to the pure white light of the mid-day sun (5700K) and everything in between. **TruColor™** LED's achieve an average CRI-Color Rendering Index of 94+ and a Duv of +-0.0021 in relation to the blackbody curve at any point on the spectrum of tunable white CCT. Dynamic Color Changing functionality provides millions of possibilities for intricate customization, rich saturated or secondary colors, and unprecedented ease of installation, making **RGBTW** the ideal choice for residential and commercial applications. **TruColor™ RGBTW** adds more than just decorative flexibility; it also helps to support a healthy Circadian Rhythm and well-being. Let **TruColor™** transform your space and the people within it. 24VDC Remote Power Supplies required.

FEATURES & BENEFITS

- State-of-the-Art **TruColor™** (1500K-6500K) spectrum offers dynamic effects with RGB and Tunable White
- Optimized for use with WiZ Pro wire control ecosystem and Pure Smart Wi-Fi Room Controller.
- Offered with pin connectors reducing time and labor during installation
- Dims from full brightness down to 5%, and tuned anywhere from 1500K to 6500K.
- Developed to meet popular demand for resilient performance without sacrificing output, color rendering, CCT range, spectrum accuracy, or efficacy.
- Tolerance: Created to resist damage in rigorous environments such as busy commercial jobsites
- Compact LED spacing: Produces uniform light distribution without visible diodes or hot spots when used within a diffused lens
- Three 1oz Layers of Copper Busbar per foot provides superior heat dissipation and less voltage drop equivalent to 14AWG wire
- Premium Coating: Optically Clear Silicone prevents fading over time
- Mounting: Industrial 3M tape lined strip for strong, self-adhesion to most smooth, finished surfaces
- Warranty: Includes a 5-year pro-rated warranty

LUMEN PERFORMANCE

- **TruColor™ RGBTW** Red, Green, and Blue with Tunable White (**1500K-6500K**)
- S5W5 360lm/ft 5W @3000K
- S5W7 526m/ft 7W @3000K

AVERAGE PERFORMANCE 2000K-5500K

- Average CRI: 94+
- Average DUV: +-0.002
- Average R9: 91, RG: 103, RF:93
- Average Life: 50,000 hours

SPECIFICATIONS

- 24VDC
- S5W5: 5W RGB & 5W Tunable White
- S5W7: 5W RGB & 7W Tunable White
- Sold in 1' increments
- Field-cutttable in 3" increments
- Operating temperature: -22°F to 140°F (-30°C to 60°C)

MAXIMUM LENGTHS BEFORE RE-FEEDING

- S5W5 – Pure Smart™ WiZ Pro: 20ft
- S5W7 – Pure Smart™ WiZ Pro: 12ft

REMOTE POWER SUPPLIES, DIMMERS & CONTROLS (SOLD SEPARATELY)

24VDC, Class 2 wiring

- [Home Integration Solutions](#)
- [Pure Smart™ WiZ Pro Power Supplies](#)
- [Pure Smart™ Wi-Fi Controllers](#)

Features ON/OFF buttons, CCT and brightness control as well as four preset/custom scenes programmable in the WiZ app. Communicates via 2.4GHz Wi-Fi. No Hub needed. Voice control with Goggle Assistant, Alexa, Siri, Shortcuts, and IFTTT

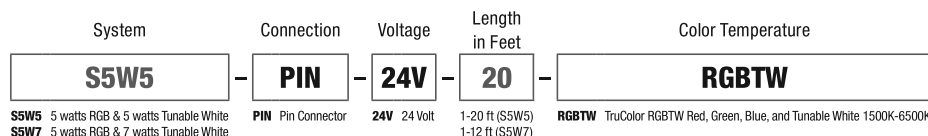
APPLICATIONS

Designed for indoor use only. Ideal applications for residential, commercial, hospitality environments, and general human centric lighting.

APPROVALS

Class 2 Wiring up to 100 watts, Indoor Damp Location, ETL listed, RoHS.

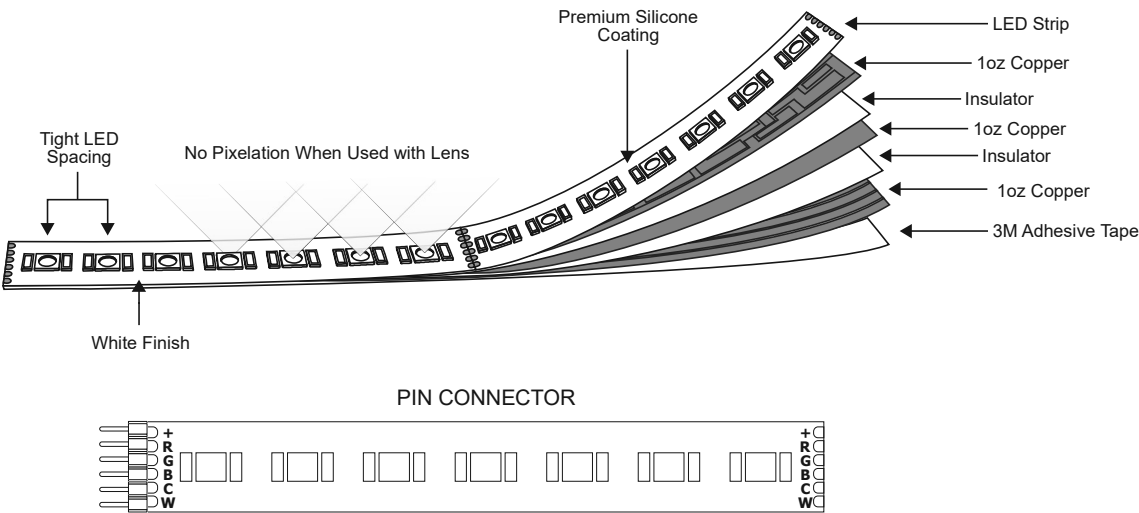
NOMINAL LAMP DATA	S5W5 5W RGB & 5W TUNABLE WHITE										S5W7 5W RGB & 7W TUNABLE WHITE									
WATTS PER FOOT																				
COLOR TEMPERATURE	20K	22K	24K	27K	30K	35K	40K	57K	65K		20K	22K	24K	27K	30K	35K	40K	57K	65K	
LUMENS PER FOOT (lm/ft)	171	256	311	349	360	380	410	288	265		211	352	452	513	526	554	543	319	289	
LUMENS PER WATT (lm/w)	63	56	71	82	85	87	98	98	111		63	91	73	86	86	90	93	92	96	
CRI	91+	93+	94+	94+	95+	96+	97+	92+	89+		93+	95+	96+	97+	97+	98+	97+	95+	92+	
Duv	-0.004	-0.0012	-0.0034	-0.0058	-0.0055	-0.0033	-0.0014	-0.0049	-0.0063		-0.003	0.0002	0.003	0.003	0.003	0.0009	0	0.003	0.003	
Rf	91	93	94	94	95	94	94	92	90		92	93	95	95	95	95	94	92	91	
Rg	105	101	103	105	104	102	100	102	103		104	100	102	103	103	101	100	102	103	
R9	90	90	90	94	97	97	91	81	70		91	90	90	94	95	93	93	79	67	
R13	92	94	95	95	94	96	99	90	87		92	95	96	96	97	99	99	91	88	
R15	99	99	99	98	97	97	97	89	85		99	99	99	99	99	98	97	90	85	
WIZ PRO WATTS/FOOT	2.7	4.55	4.35	4.25	4.25	4.35	4.2	2.95	2.4		3.35	3.85	6.15	5.95	6.15	6.15	5.84	3.45	3	



PROJECT		FIXTURE TYPE		DATE	
---------	--	--------------	--	------	--

TRUCOLOR™ RGB & TUNABLE WHITE LED STRIP

24VDC, 5 CHANNEL CONTROL




S5W5 WATTS PER FOOT			
LENGTH IN FEET	RGB Wattage	Tunable White Wattage	Pure Smart™ WIZ Pro Wattage
1	5	5	5
2	10	10	10
3	15	15	15
4	20	20	20
5	25	25	25
6	30	30	30
7	35	35	35
8	40	40	40
9	45	45	45
10	50	50	50
11	55	55	55
12	60	60	60
13	65	65	65
14	70	70	70
15	75	75	75
16	80	80	80
17	85	85	85
18	90	90	90
19	95	95	95
20	100	100	100

S5W7 WATTS PER FOOT			
LENGTH IN FEET	RGB Wattage	Tunable White Wattage	Pure Smart™ WIZ Pro Wattage
1	5	7	7
2	10	14	14
3	15	21	21
4	20	28	28
5	25	35	35
6	30	42	42
7	35	49	49
8	40	56	56
9	45	63	63
10	50	70	70
11	55	77	77
12	60	84	84

PROJECT		FIXTURE TYPE		DATE	
---------	--	--------------	--	------	--

SOFT STRIP, MONOCHROMATIC COLOR


24VDC WITH PIN CONNECTORS



RRR - Red



BBB - Blue



AAA - Amber



GGG - Green

0.5"
(1.27cm)

4"
(10.16cm)

DESCRIPTION

PureEdge Monochromatic Color Soft Strip provides dynamic color effects with monochromatic color LEDs. Offered in Red, Amber, Blue, and Green. The 1/2" wide flexible copper strip, with an optically clear protective coating, is sold in 1ft increments up to 36 ft with cutting increments every 4 inches. Self-adhering, our strip mounts to most smooth finished surfaces with the industrial strength 3M tape on the back. Our Soft Strip is used for our **DIY** (Do-it-Yourself) fixtures and systems. Includes 5 year warranty.

SPECIFICATIONS

- 24VDC, Class 2
- Power Consumption: 2.6 or 5 watts per foot
- Sold in 1' increments
- Field-cutttable in 4" increments
- Operating temperature: -22°F to 140°F (-30°C to 60°C)

MOUNTING

Industrial 3M tape lines back of strip for self-adhesion to most smooth finished surfaces Additional Connectors, Mounting Straps, and Clips may be needed for some applications (sold separately).

ACCESSORIES (SOLD SEPARATELY)

- 24VDC Power Connectors and Jumpers
- Flexible Connectors
- Mounting Straps & Clips

LAMP

- Monochromatic Red, Amber, Blue, and Green
- 18 LEDs per foot
- 50,000 Hour Lamp Life

MAXIMUM LENGTHS BEFORE RE-FEEDING

- 3WDC, 2.6 watts per foot - 36'
- 5WDC, 5 watts per foot - 20'

REMOTE POWER SUPPLIES*, DIMMING & CONTROLS (SOLD SEPARATELY)

24VDC, Class 2 wiring

- [Home Integration Solutions](#)
- Pure Smart™ WIZ Pro [Power Supplies & Controls](#)
- [UNI Driver: Universal Dimming \(ELV, TRIAC, 0-10V\)](#)
ELV & TRIAC [Smart Dimmer & Switch](#)
- [Lutron](#) Hi-Lume/Ecosystem
- [DALI/ DALI 2](#)

*In-Wall Mounting Kits available for select power supplies

APPLICATIONS

Indoor and damp locations. Applications include coves, toe-kicks, under cabinets and shelving, bookcases, drawers, pathways, accent lighting, task lighting, and general illumination.

APPROVALS

Class 2 Wiring up to 100 watts, Indoor Damp Location Suitable, RoHS, ETL listed.

System	Type	Voltage	Length In Feet	Color Temperature
SS3	PIN	24V	36	AAA
SS3 Soft Strip Commercial Grade, 2.6 watts per foot (max 36')	PIN Pin Connector	24V 24 Volt	1-36 1-36 feet	AAA Amber
SS5 Soft Strip Commercial Grade, 5 watts per foot (max 20')				BBB Blue
				GGG Green
				RRR Red

PROJECT		FIXTURE TYPE		DATE	
---------	--	--------------	--	------	--

TruCurve 1 DIY 24VDC
DO-IT-YOURSELF PLASTER-IN LED SYSTEM

NOMINAL DELIVERED LUMENS

	STATIC WHITE & WARM DIM																
DESCRIPTION	ST2A					ST5A							ST7A				
WATTS PER FOOT	2.5W					4.4W (*4.8W WarmDim)							7.3W				
COLOR TEMPERATURE	24K	27K	30K	35K	40K	24K	27K	27D*	30K	30D*	35K	40K	24K	27K	30K	35K	40K
LUMENS PER FOOT (lm/ft)	182	184	192	220	232	336	340	388	354	404	406	428	520	525	547	627	662
LUMENS PER WATT (lm/w)	73	74	77	88	93	76	77	81	80	84	92	97	71	72	75	86	91
CRI	92+	92+	92+	92+	92+	92+	92+	94+	92+	94+	92+	92+	92+	92+	92+	92+	92+

*27D, 30D - Warm Dim (4.8 Watts)

	TUNABLE WHITE - 27K6																				
DESCRIPTION	ST2A							ST5A							ST7A						
WATTS PER FOOT	2.5W							4.6W							7.5W						
COLOR TEMPERATURE	27K	30K	35K	40K	45K	57K	65K	27K	30K	35K	40K	45K	57K	65K	27K	30K	35K	40K	45K	57K	65K
LUMENS PER FOOT (lm/ft)	105	125	128	132	144	155	148	263	269	279	289	286	284	283	355	363	377	391	386	383	382
LUMENS PER WATT (lm/w)	53	50	51	53	58	62	74	66	59	61	63	62	62	71	56	50	52	54	54	53	60
CRI	92+	92+	92+	95+	93+	93+	93+	92+	92+	92+	95+	93+	93+	93+	92+	92+	92+	95+	93+	93+	93+

	TUNABLE WHITE - 2K6K																											
DESCRIPTION	ST2A										ST5A										ST7A							
WATTS PER FOOT	2.5 W										5W										7.5W							
COLOR TEMPERATURE	20K	22K	24K	27K	30K	35K	40K	57K	65K	20K	22K	24K	27K	30K	35K	40K	57K	65K	20K	22K	24K	27K	30K	35K	40K	57K	65K	
LUMENS PER FOOT (lm/ft)	97	99	100	101	103	105	115	124	133	236	245	255	264	274	293	314	317	322	328	344	359	374	390	420	443	447	451	
LUMENS PER WATT (lm/w)	53	49	50	51	51	53	90	62	74	51	51	53	55	57	61	66	66	70	51	48	50	52	54	58	61	62	71	
CRI	91+	91+	91+	91+	91+	94+	94+	94+	91+	91+	91+	91+	91+	91+	94+	94+	94+	91+	91+	91+	91+	91+	91+	94+	94+	94+	91+	

	RGBTW																	
DESCRIPTION	S5-W5									S5-W7								
WATTS PER FOOT	5W									7W								
COLOR TEMPERATURE	20K	22K	24K	27K	30K	35K	40K	57K	65K	20K	22K	24K	27K	30K	35K	40K	57K	65K
LUMENS PER FOOT (lm/ft)	92	153	170	175	178	185	202	154	131	114	210	246	254	258	269	266	169	143
LUMENS PER WATT (lm/w)	34	34	39	41	42	43	48	52	55	34	55	40	43	42	44	45	49	48
CRI	91.8	93.8	94.5	94.9	95.5	96.9	97.2	92.1	89.8	93	95	96	97	97	98	97	95	93
Duv	-0.004	-0.0012	-0.0034	-0.0058	-0.0055	-0.0033	-0.0014	-0.0049	-0.0063	0.0030	0.0002	0.0030	0.0030	0.0030	0.0009	0.0000	0.0030	0.0030
R9	91	93	94	94	95	94	94	92	90	92	93	95	95	95	95	94	92	91
Rf	105	101	103	105	104	102	100	102	103	104	100	102	103	103	101	100	102	103
Rg	90	90	90	94	97	97	91	81	70	91	90	90	94	95	93	93	79	67
R13	92	94	95	95	94	96	99	90	87	92	95	96	96	97	99	99	91	88
R15	99	99	99	98	97	97	97	89	85	99	99	99	99	99	98	97	90	85
WATTS/FOOT	2.7	4.6	4.4	4.3	4.3	4.4	4.2	3.0	2.4	3.4	3.9	6.2	6.0	6.2	6.2	5.8	3.5	3.0

To determine the necessary wire gauge use our
[Voltage Drop Calculator](#).

96W, 24VDC LOW VOLTAGE WIRE SIZE CHART: 3% VOLTAGE DROP

WIRE LENGTH (FT)	UP TO 33FT	34FT-52FT	53FT-86FT	87FT-130FT
WIRE SIZE	14 AWG	12 AWG	10 AWG	8 AWG
VOLTAGE AT END OF WIRE	23.28VDC	23.29VDC	23.28VDC	23.28VDC

PROJECT		FIXTURE TYPE		DATE	
---------	--	--------------	--	------	--


TM30 DATA

DO-IT-YOURSELF PLASTER-IN LED SYSTEM

TM-30-15 DATA: The data below is for bare LED Static White Strip. Consistent color temperatures throughout a single strip and among multiple strips is possible through a 3 phase binning process in which each order is inspected with a color meter to ensure uniformity.

2400K | Rf: 84.5 | Rg: 94.4

Color Vector Graphic




■ Test ■ Reference

		GRAPHIC SHIFTS %	
HUE BIN	Rf	CHROMA	HUE
1	92	-2.4%	1.5%
2	94.7	-2.1%	-0.0%
3	95.4	-1.9%	-0.1%
4	88.7	-6.7%	-3.1%
5	92.8	-5.6%	1.0%
6	92.7	-3.4%	3.4%
7	89.9	-4.3%	4.1%
8	92.4	-1.4%	4.4%
9	89	-0.6%	5.8%
10	88.9	0.4%	6.2%
11	89.7	4.0%	5.4%
12	92.6	3.0%	-0.7%
13	90.9	1.1%	-7.0%
14	89.9	0.5%	-5.8%
15	92.1	-3.2%	0.1%
16	88.9	-1.7%	-6.3%

2700K | Rf: 87.7 | Rg: 96.1

Color Vector Graphic




■ Test ■ Reference

		GRAPHIC SHIFTS %	
HUE BIN	Rf	CHROMA	HUE
1	88.0	-4.3%	2.6%
2	91.6	-2.4%	2.0%
3	93.7	-1.4%	1.9%
4	88.9	-5.6%	-3.1%
5	92.3	-5.5%	-0.5%
6	92.9	-3.5%	0.1%
7	84.5	-7.5%	4.6%
8	90.8	-3.0%	4.4%
9	84.5	-1.3%	8.3%
10	83.9	2.0%	9.8%
11	87.2	5.3%	7.1%
12	89.2	5.4%	-2.6%
13	88.7	0.3%	-7.8%
14	86.8	1.7%	-9.3%
15	87.6	-5.4%	-1.3%
16	83.6	-3.3%	-9.5%

3000K | Rf: 88.1 | Rg: 99.7

Color Vector Graphic




■ Test ■ Reference

		GRAPHIC SHIFTS %	
HUE BIN	Rf	CHROMA	HUE
1	92.5	-3.1%	0.3%
2	93.3	-2.3%	1.9%
3	90.9	-0.8%	3.9%
4	94.3	-1.1%	1.4%
5	92.5	-2.6%	1.5%
6	96.4	1.2%	-0.3%
7	92.6	-2.5%	-0.0%
8	96.9	-1.4%	0.2%
9	92.3	-1.8%	4.3%
10	86.6	-0.7%	7.0%
11	86.5	2.4%	8.2%
12	89.8	5.9%	1.7%
13	93.9	2.6%	-2.7%
14	89.4	5.1%	-5.8%
15	90.1	-0.1%	-4.7%
16	86.5	0.3%	-9.7%

3500K | Rf: 86.1 | Rg: 95.5

Color Vector Graphic




■ Test ■ Reference

		GRAPHIC SHIFTS %	
HUE BIN	Rf	CHROMA	HUE
1	90.8	-3.8%	0.3%
2	92.3	-2.8%	2.1%
3	89.7	-1.0%	4.3%
4	92.6	-1.4%	1.7%
5	91.8	-3.1%	1.3%
6	96.2	0.8%	-0.4%
7	92.9	-3.2%	0.2%
8	94.3	-2.5%	1.5%
9	90.4	-2.5%	5.2%
10	84.3	-1.4%	9.5%
11	83.1	3.5%	9.8%
12	88.2	4.8%	3.4%
13	94.0	2.7%	-2.0%
14	88.7	5.9%	-5.8%
15	88.7	0.7%	-5.9%
16	86.8	-0.7%	-6.7%

4000K | Rf: 87.6 | Rg: 96.8

Color Vector Graphic



■ Test ■ Reference


		GRAPHIC SHIFTS %	
HUE BIN	Rf	CHROMA	HUE
1	88.9	-2.4%	2.5%
2	93.3	-0.4%	0.8%
3	94.8	-1.0%	-0.6%
4	87.9	-4.9%	-3.6%
5	85.3	-9.4%	-2.6%
6	90.2	-6.0%	0.2%
7	85.3	-7.6%	4.6%
8	83.7	-4.1%	8.2%
9	79.5	-1.1%	13.8%
10	78.6	1.5%	12.1%
11	83.5	6.4%	7.8%
12	90.9	3.6%	-1.1%
13	88.3	1.7%	-6.3%
14	91.9	-0.4%	-2.2%
15	84.5	-0.9%	-5.5%
16	84.7	-1.1%	-4.4%

PROJECT		FIXTURE TYPE		DATE	
---------	--	--------------	--	------	--

TM30 DATA
DO-IT-YOURSELF PLASTER-IN LED SYSTEM

TM-30-15 DATA: The data below is for bare LED Warm Dim Strip. Consistent color temperatures throughout a single strip and among multiple strips is possible through a 3 phase binning process in which each order is inspected with a color meter to ensure uniformity.


2700D | Rf: 90.7 | Rg: 101.1
Color Vector Graphic



Test Reference

Table with 4 columns: Hue Bin, Rf, Chroma, Hue. Rows 1-16 showing color shift percentages.

3000D | Rf: 90.6 | Rg: 101.1
Color Vector Graphic



Test Reference

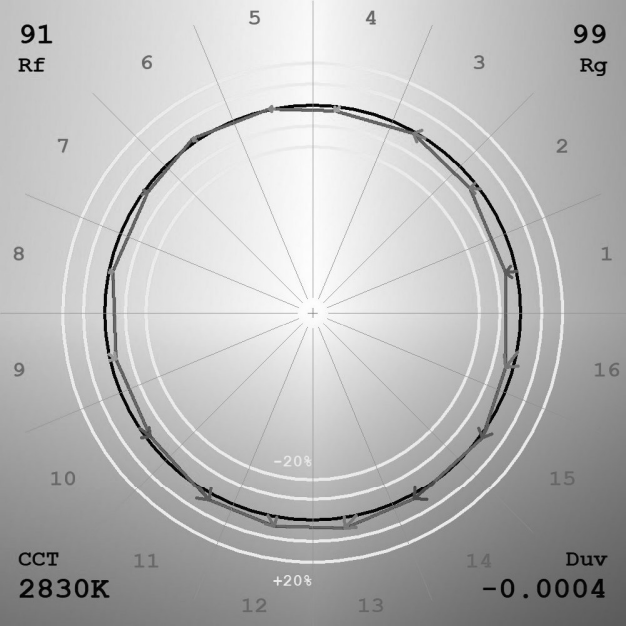
Table with 4 columns: Hue Bin, Rf, Chroma, Hue. Rows 1-16 showing color shift percentages.

PROJECT | FIXTURE TYPE | DATE

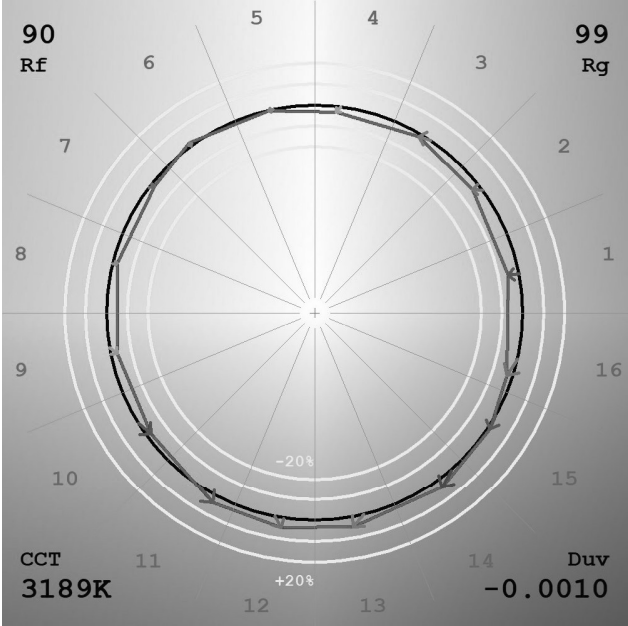
TM30 DATA
DO-IT-YOURSELF PLASTER-IN LED SYSTEM

TM-30-15 DATA: The data below is for Pro Dim bare LED Strips. Consistent color temperatures throughout a single strip and among multiple strips is possible through a 3 phase binning process in which each order is inspected with a color meter to ensure uniformity.

2000K ONLY (30KPD)
View Angle: 2 Deg



3000K ONLY (30KPD)
View Angle: 2 Deg

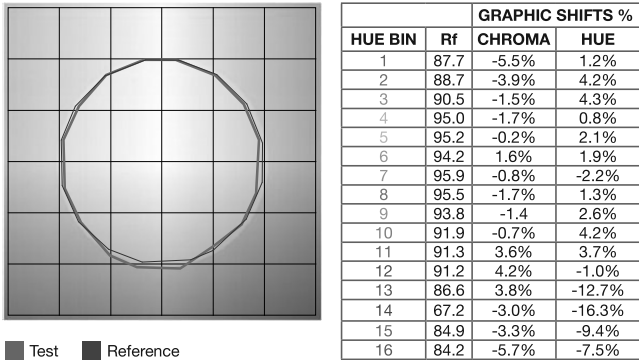


PROJECT		FIXTURE TYPE		DATE	
---------	--	--------------	--	------	--

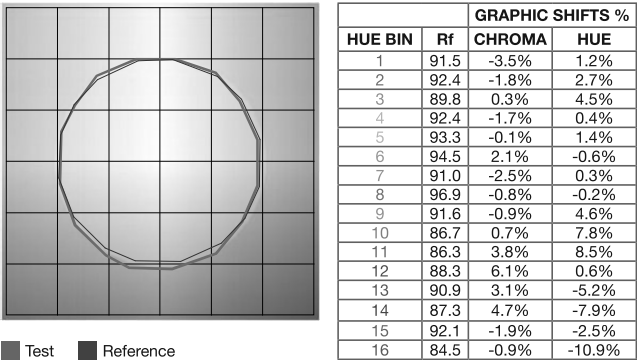
TM30 DATA
DO-IT-YOURSELF PLASTER-IN LED SYSTEM

TM-30-15 DATA: The data below is for Tunable White bare LED Strip. Consistent color temperatures throughout a single strip and among multiple strips is possible through a 3 phase binning process in which each order is inspected with a color meter to ensure uniformity.

2000K ONLY (2K6K/27K6) | Rf: 90.6 | Rg: 98.5
Color Vector Graphic



3000K (2K6K/27K6) | Rf: 90.5 | Rg: 100.7
Color Vector Graphic



4000K ONLY (2K6K/27K6) | Rf: 86.4 | Rg: 96.1
Color Vector Graphic

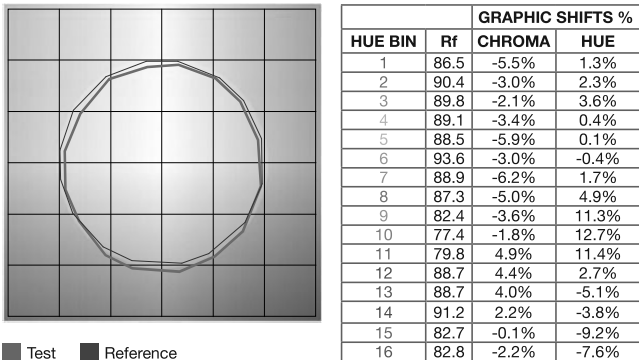


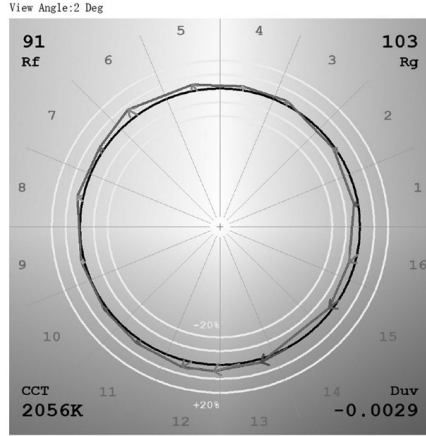
Table with 4 columns: PROJECT, FIXTURE TYPE, DATE, and an empty column.

TM30 DATA

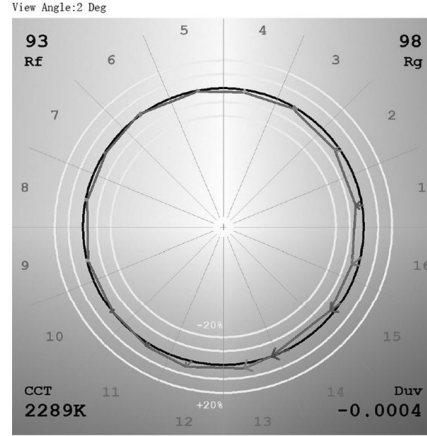
DO-IT-YOURSELF PLASTER-IN LED SYSTEM

TM-30-15 DATA: The data below is for TruColor™ RGBTW (S5W7) bare LED Strips. Consistent color temperatures throughout a single strip and among multiple strips is possible through a 3 phase binning process in which each order is inspected with a color meter to ensure uniformity.

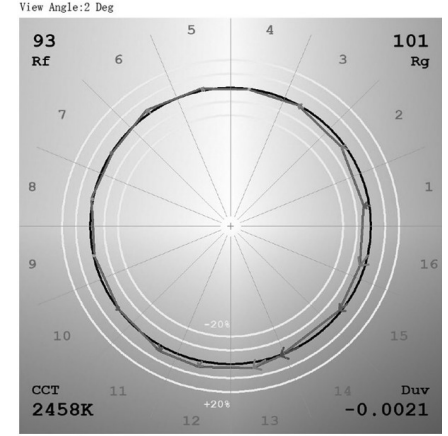
2000K (TruColor™ RGBTW)



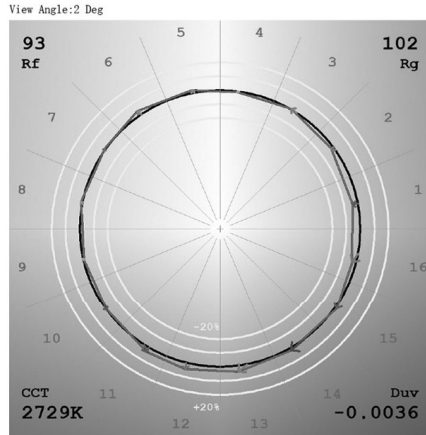
2200K (TruColor™ RGBTW)



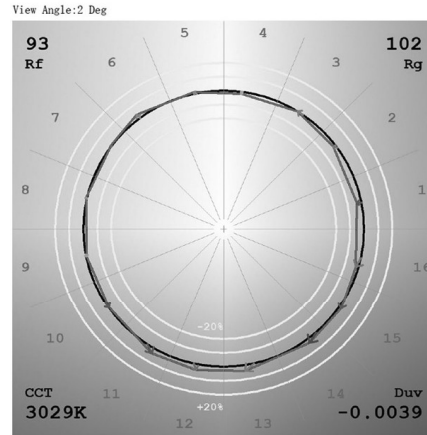
2400K (TruColor™ RGBTW)



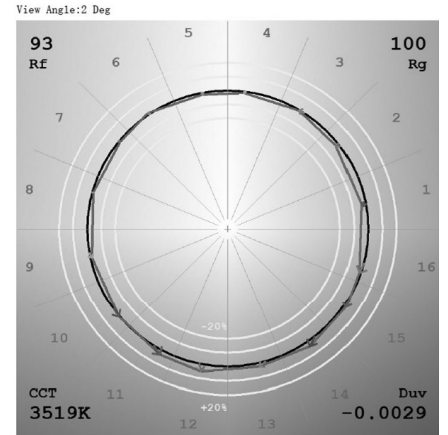
2700K (TruColor™ RGBTW)



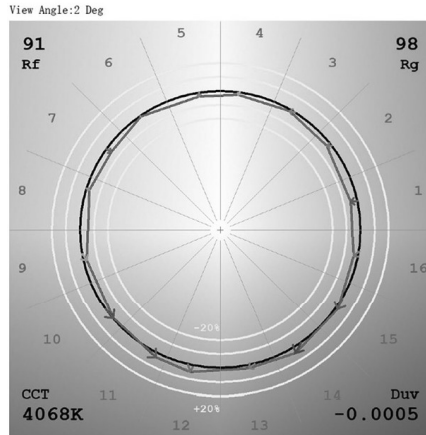
3000K (TruColor™ RGBTW)



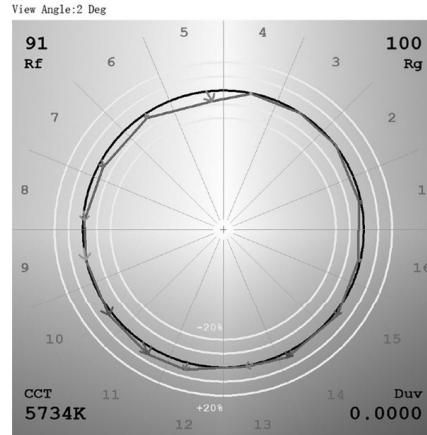
3500K (TruColor™ RGBTW)



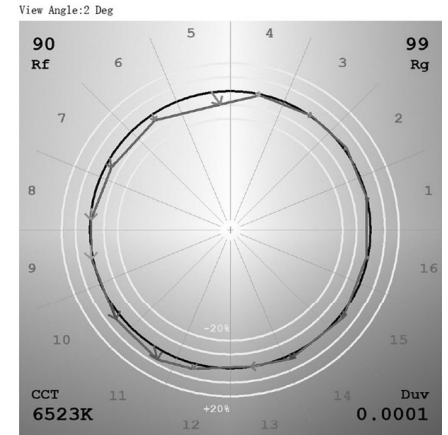
4000K (TruColor™ RGBTW)



5700K (TruColor™ RGBTW)



6500K (TruColor™ RGBTW)



PROJECT		FIXTURE TYPE		DATE	
---------	--	--------------	--	------	--